

Full Sindarin course from sindarinlessons.weebly.com



Sindarin Lessons

I lam Thindrim

J-M Carpenter (Xandarien) 2020 v.9.1

Contents

Lesson 1 - Pronunciation.....	8
Consonants	8
Vowel/Consonant combinations	9
Diphthongs	9
Pronunciation of vowels with accents.....	9
Pronunciation of i.....	9
A further note on AI and AE.....	9
A further note on TH.....	9
Sindarin IPA (optional).....	11
Vowels	11
Consonants.....	11
Vowel/Consonant combinations	12
Diphthongs	12
Lesson 2 – Greetings, Yes & No.....	13
Yes and No.....	13
Ways of saying 'no'	13
Ways of saying 'yes'	13
Greetings	13
Asking somebody their name.....	14
Lesson 3 - Origins	15
Lesson 4 - Questions	16
Man? = What? Who?	16
Mas? = Where?	16
Mar? = When?.....	16
Manen? = How?	16
Amman? = Why? (For what?).....	16
Am man theled? = For what purpose? (Why?)	16
Other questions	17
Lesson 5 – Eating and drinking.....	18
Drinking	18
Eating	19
Formal vs. Informal.....	19
Lesson 6 - Plurals (part one)	20
Non-final and Final position	20
Vowels	20
Final SS.....	21
Lesson 7 - Plurals (part two).....	22

An exception to the rule - AW	23
Irregular plurals.....	23
Lesson 8 - Pronouns (nominative)	24
Nominative pronouns.....	24
Asking questions with pronouns	24
Emphatic pronouns.....	24
Lesson 9 - Pronouns (object and dative)	26
Object pronouns	26
Dative pronouns	27
Lesson 10 - Colours, and an introduction to soft mutation	28
Lesson 11 - Soft mutation continued	30
Soft mutation table	30
Soft mutation and 'a'.....	31
Lesson 12 – Using adjectives.....	32
Lesson 13 - Prepositions and conjunctions	34
Prepositions.....	34
Further prepositions	36
Lesson 14 – Prepositions (part two).....	37
Prefixes.....	37
Lesson 15 - 'in', and Nasal Mutation.....	39
Nasal mutation table.....	39
'In' or 'I'?	40
Lesson 16 - Pronouns (possessive)	42
Possessive pronouns.....	42
First/Second person referred to	42
Possessive pronouns with adjectives.....	43
Possessive pronouns with plurals.....	43
Lesson 17 - Verbs (Present tense).....	44
I stem verbs	44
A stem verbs.....	45
What is the difference between the gerund and the present participle?	46
Further present tense examples	46
Lesson 18 - Verbs (Past tense) Parts 1-4.....	47
Part One - Examples.....	47
I stem verbs	47
A stem verbs.....	48
Part two - I-stem Consonant changes.....	49
Examples	49
Part three - I-stem active participle vowel changes.....	49

Part four - Irregular I-stem verbs	50
Lesson 19 - Verbs (Past tense) Parts 5-7.....	52
Part five - Intransitive endings	52
Part six - A-stem consonant simplification	53
Part seven - A-stem irregular verbs.....	53
Lesson 20 - Verbs (Future tense)	56
Part One - 'Will'.....	56
I stem verbs	56
A stem verbs.....	57
I-stem verbs ending in W	57
Part Two - 'Tol-' as an auxiliary verb	57
Part Three - The auxiliary verb Nidh-.....	58
Lesson 21 - Conditional tense (future unreal).....	59
Usage.....	59
Lesson 22 - Irregular verbs	60
Part one	60
Part two (theoretical).....	61
Lesson 23 - Verbs (Dual).....	63
Dual endings (I-stem).....	63
Dual endings (A-stem).....	63
Examples:.....	63
Lesson 24 - Sentence structure.....	64
Adjectives.....	64
Adverbs.....	64
Verbs.....	64
Nouns	65
Lesson 25 - Negation	66
û/ú- = no, not, impossible to do.....	66
Present tense.....	67
Pen- = to lack	67
Do not/Did not?.....	67
Lesson 26 - 'To be'	69
Present tense.....	69
Past tense.....	69
Future tense.....	69
Using Na-	69
Noun [is] adjective	70
Lesson 27 - Relative pronouns and uncertainty	71
When/while	71

Where.....	71
Uncertainty.....	71
If.....	71
Might, maybe, perhaps.....	72
Lesson 28 - Timekeeping.....	73
Days of the week.....	73
Festivals and important days.....	73
Months and seasons.....	73
Years.....	74
Lesson 29 - Talking about the weather.....	75
Text One - Two Elves are conversing via telepathy.....	75
Text Two - Two Elves meet on a flet in Lórien.....	75
Lesson 30 – Numbers & Mathematics.....	77
Cardinals (1-19).....	77
Cardinals (20 onwards).....	77
Ordinals.....	78
Using numbers.....	79
A musing on Elven mathematics.....	79
Lesson 31 - Mixed Mutation and 'En'.....	81
Plurals following EN.....	82
Place names that use EN.....	82
Lesson 32 - Plurals (part three) - Class plurals.....	83
-ath.....	83
-rim.....	83
-hoth.....	84
-waith.....	84
Lesson 33 - Possessive suffixes (diminutive).....	85
Possessive suffixes.....	85
Diminutive suffix.....	85
Lesson 34 - Comparatives & Superlatives.....	87
Comparatives.....	87
Superlatives.....	87
Lesson 35 - The Abstract Suffix.....	88
Creating words with the abstract suffix.....	88
Lesson 36 - Futher suffixes (-eb, -on, -red, -ren, -ui and -weg).....	89
-eb.....	89
-on.....	89
-red.....	89
-ren.....	89

-ui	90
-weg.....	90
Lesson 37 - How to make names (part one): compounds	92
Letter changes when combining words.....	92
Step One	93
Step Two	93
Step Three	94
Step Four	94
Step Five	94
Step Six	94
Lesson 38 - How to make names (part two).....	95
Suffixes for people	95
Female name suffixes.....	95
Male name suffixes	95
Gender neutral suffixes	96
Suffixes for places.....	96
Naming weapons.....	97
Attested weapon names:.....	97
Weapons.....	97
Materials.....	98
Lesson 39 – Gondorian and Mirkwood Sindarin	99
Mirkwood Sindarin	99
Gondorian Sindarin sound changes.....	99
Medial CH -> H (potentially also late Third Age Elven Sindarin).....	99
Final CH -> C (Gondorian Sindarin only)	100
Y -> I (Gondorian Sindarin only).....	100
Gondorian Cardinal Numbers (10-90).....	100
Gondorian Ordinal Numbers (20-90).....	101
Elision in Gondorian Sindarin.....	101
Lesson 40 – Doriathrin Sindarin	102
Pronouns.....	102
Pronominal suffixes	102
Verb endings	102
I-stem	102
A-stem.....	102
Soga- to drink.....	103
Thora- to fence (in)	103
Negation.....	103
Prepositions.....	103

Vocabulary.....	103
Creating names.....	103
Lesson 41 - Liquid and Stop mutations.....	105
Liquid mutation.....	105
Stop mutation.....	105
Lesson 42 - Elision.....	106
Practical applications.....	106
Lesson 43 - The Sindarin spoken alphabet.....	107
Names of the letters.....	107
Names of the vowels.....	108



Sindarin Lessons

I lam Thindrim

Lesson 1 - Pronunciation

Before you can start learning any vocabulary or syntax, you need to be able to pronounce them.

Vowels

A / Á / Â	Always long, as in 'father', never pronounce it short like the English 'hat'
E / É / Ê	This is always like the e in 'fed' or 'head', never 'feet'
I / Í / Î	If it starts a word it is a 'y' sound as in 'yes' (apart from im as this is too short a word). An 'i' without an accent is pronounced short, as in 'sick', or 'hit'. An accented 'i' is a long 'ee' sound, like the 'i' in 'machine'
O / Ó / Ô	A short o is like the 'o' in 'dog' or 'lot'. An accented o should be pronounced like the O in 'snow', 'oh'
U / Ú / Û	Pronounce this like the 'oo' in 'tool'
Y / Ý / ÿ	This should be pronounced like a rounder version of a 'u', as in the French 'lune'

Consonants

C	This is always hard as in 'kite', never soft like the English 'cent'
F	Beginning of word; soft as in 'father'. Anywhere else in the word; a 'v' as in 'verge'
G	Always hard, as in 'get', never soft like the word 'edge'
I	As mentioned above, it becomes a 'y' as in 'yacht' if before a vowel or starting a word
L	Clear as in 'let' or 'leaf', never 'dark L' as in British English 'bottle'
R	Trilled at the front of the mouth, as in Spanish
CH	Never as in 'church', always as in 'loch' or 'bach' from Scots/German
DH	The voiced 'th' sound as in 'these', or 'those'
HW	The older British English pronunciation of 'white', or with a slight breath before the 'w' as if the letters WH in 'white' were reversed
LH	The Welsh LL sound. For an approximation, pronounce this as if the letters were reversed and written HL
NG	At the beginning or end of a word, as in the English 'ring' or 'sing', otherwise as in 'finger'
PH	An 'f' sound as in 'phonic' or 'phone'
RH	At the beginning of words only: This is what's known as a voiceless trilled R (for a rough guide pronounce it as if the H and trilled R were reversed, it should sound quite breathy with a slight trill)
TH	A soft 'th' as in 'thing' or 'thick' - <i>see below for further information</i>
W	At the end of a word you have two options for pronunciation. The Elves pronounced this like a W in 'woe', 'wight', but this is very difficult for a Man to replicate as you have to be exceptionally careful not to add in a 'schwa' (the vowel sound of the ER in 'butter', 'brother', or the AR in 'wizard'). The Gondorians pronounced a final W like a Sindarin U. Anywhere else in a word a W should be pronounced as in 'wet' or 'woe'

Vowel/Consonant combinations

ER	As in the word 'fair'
IR	As in 'dear' or 'ear'
UR	As in the word 'fur'

Diphthongs

AI	Like the 'i' in 'fine' or 'light', not like the 'ai' in the word 'straight'Value
AE	Same as for AI, the 'i' in 'fine' or 'bright' - <i>see below for further information</i>
AU	Pronounce like the 'ou' in 'loud' or the 'ow' in 'now'
AW	As for AU above, pronounce like the 'ou' in 'loud' or the 'ow' in 'now'
EI	This is like the English 'ay' in 'bray' or 'say'
OE	This is the 'oy' sound in 'boy'
UI	Pronounce this like the word 'whee', not like the 'ui' in the English 'ruin'

Pronunciation of vowels with accents

As you should have noticed, the vowels have variants with accents: A / Á / Â - these denote the length of the vowel, going from shortest to longest, left to right - an Â should have approximately twice the length of an A.

Pronunciation of i

As you may have noticed the way I have written to pronounce the vowel 'i' is a little different from the usual way people tell you to pronounce it (and the way I used to teach it too), which is to always pronounce it as the long 'ee' sound in 'machine'.

This is because I recently received a book called *The Road Goes Ever On; A Song Cycle*, by Donald Swann, which includes some linguistic notes by Tolkien. Rather unhelpfully, these notes aren't published anywhere else, but due to the date on which they were written, they supersede what was published in the Appendices of the Lord of the Rings. These notes detail how the vowels should be pronounced, and read as follows:

"The short vowels may be rendered as in E. [English] sick, bed, hot, foot (for u), though o is intended to be rounder than in modern E."

A further note on AI and AE

These two sounds are probably two of the hardest to try and describe, although the previous page is your starting point!

AE and AI should not sound identical to each other - instead the sound should start off as the 'i' in 'light' or 'bright' and then glide onto the second vowel, producing a sound that should sound something like

AE-E = the 'i' in bright followed by a Sindarin 'e' in 'fed'

AE-I = the 'i' in bright followed by a Sindarin 'i' in sick

A further note on TH

When TH occurs in a compound (two or more words that have come together to form a new word) the two sounds are pronounced separately as a normal T followed by a H.

This is only found in two words, which are:

Lanthir = Waterfall (Lant + sir)

Panthaël = Fullwise (Pant + sael) - a nickname for Sam Gamgee

Syllable stress

Tolkien's writing on this can be found in Appendix E of The Lord of the Rings, but I shall summarise it here too:

Number of syllables in the word	Where the stress falls
Two	On the first syllable (EL-rond, AR-wen)
Three or more	On the penultimate (second to last) syllable (i-SIL-dur, peri-ANN-ath) <i>or</i> on the third to last syllable (gal-AD-ri-el)

As you can see from the table above, longer words have two different patterns. How then do you know which syllable to stress in these longer words?

Penultimate syllable stress:

This is used when this syllable contains a long vowel (any accented vowel, vowel/consonant combination or diphthong shown above, as well as A, U and Y). We also use this pattern if the syllable is a vowel (any vowel) followed by two or more consonants.

Examples:

Isildur (i-SIL-dur). Although the I in SIL is a short vowel, it is followed by the consonants LD, and so the stress falls on SIL.

Anti-penultimate (Third to last) syllable stress:

This is used when the penultimate syllable contains a short vowel (E, I, O), or any other vowel followed by just one consonant.

Examples:

Denethor (DE-ne-thor). NE is the penultimate syllable, but it contains the short vowel E, and so the stress falls back onto DE.

Boromir (BO-ro-mir). RO is the penultimate syllable, but it contains the short vowel O, and so again, the stress falls back onto BO instead.

Galadriel (ga-LAD-ri-el). RI is the penultimate syllable, but although it is followed by the vowel E, they are not a diphthong as they are two separate words so the I in RI remains short - thus the stress must switch to the syllable before it.

Possible exceptions to these rules:

In Tolkien's own reading of A Elbereth Githoniel ([click here to listen](#)) he distinctly stresses the word Linnathon as LINN-a-thon. This may be because the stress falls on the first part of a verb, or because he simply ignored/forgot his own pronunciation rules! As we cannot know for certain, I would suggest you follow the rules above.

Sindarin IPA (optional)

If you have no interest in learning IPA, feel free to skip this part as the first half of Lesson One should give you enough of a guide with pronunciation for you to be able to confidently pronounce all Sindarin words.

IPA is the International Phonetic Alphabet, an alphabet of symbols and letters created so that the pronunciation of words from any language can be spelled out, and we will instantly be able to pronounce it ourselves. This part of the lesson may look as if it is more aimed at linguists than the casual learner, but IPA truly isn't as terrifying as it first looks, and you may find it useful. The symbols used here are from RP (Received Pronunciation) British English.

Vowels

a	/a/
á	Somewhere in length between /a/ and /aː/
â	/aː/
e	/e/
é	/ɛ/
ê	/ɛː/
i	/ɪ/
í	/i/
î	/iː/
o	/ɒ/
ó	/əʊ/
ô	/əʊː/
u	/u/
ú	Somewhere in length between /u/ and /uː/
û	/uː/
y	/y/
ý/ÿ	/yː/

Consonants

B	/b/
C	/k/
D	/d/
F	/f/ word initial /v/ if medial or final
G	/g/
I	/j/ when starting a word only
L	/l/
P	/p/
R	[r] alveolar trill at all times
T	/t/
W	/w/

CH	/x/
DH	/ð/
LH	/l/ This is the Welsh 'LL' sound. Do not confuse this with the 'dark' L, /ɫ/
PH	/f/
RH	/ɹ/ English phonemic transcriptions generally transcribe this as /r/, but this is the correct symbol
TH	/θ/
HW	/w/
NG	/ŋ/ at the end of a word /ng/ otherwise

Vowel/Consonant combinations

ER	/ɛr/
IR	/iə/
UR	/ə.r/

Diphthongs

AI	/aɪ/
AE	/aɛ/
AU	/aʊ/
AW	/aʊ/
EI	/eɪ/
OE	/ɔɪ/
UI	/wi:/

Sindarin Lessons
I lam Thindrim

Lesson 2 – Greetings, Yes & No

Now that you are able to start pronouncing the Sindarin words properly, let's get started with your first lot of vocabulary; learning how to greet friends and strangers and how to say 'yes' and 'no'.

Yes and No

Go not to the Elves for counsel for they will answer both no and yes.

Much like the Gaelic languages of the British Isles, Sindarin does not have single words for the concepts of 'yes' and 'no'.

Athon = Yes, I will. The plural form is **Athof** = Yes, we will.

û = No, not

Baw! = No, don't! (Said with a shake of the head)

Ways of saying 'no'

û is the normal way of saying 'no' or 'not', for example:

Anírog i mass? û. Do you want the bread? No.

Te û edlon = He is not an outsider/stranger

Baw is the more emphatic 'No! Don't!' that you might say to a naughty child or when you are particularly upset about something. You wouldn't use it generally.

Ways of saying 'yes'

Athon/Athof can **only** be used as a reply to questions where the answer is 'Yes I will' or 'Yes we will'. It does **not** just mean 'Yes' on its own. For example:

A: **Den carathog?** Will you do it?

B: **Athon**, I will. **Athof**, we will.

For questions where 'I will' isn't an appropriate answer, you can say 'yes' by reversing the emphasis or repeating for confirmation:

Q: **Dagrant in yrch?** Did she battle the orcs?

A: **Dagrant in yrch.** She battled the orcs.

Q: **Den serog?** Do you like it?

A: **Den seron.** I like it.

Greetings

Amdiron: **Suilad Siron! Ci mael?**

Siron: **Ai, mae g'ovannen! Ni mael, a gin?**

Amdiron: **Ni mael eithro.**

Siron: **Ma! Boe menin. Novaer!**

Amdiron: **Novaer.**

Some of these words might already be familiar to you, or perhaps none of them are. Here's the English translation.

Amdiron: Greetings Siron! Are you well?

Siron: Hail, well met! I'm well, and you?

Amdiron: Ah, I'm well also.

Siron: Good! I must go. Farewell!

Amdiron: Farewell!

Let's take a closer look at the vocabulary; Siron and Amdiron are friends, and so they greeted each other informally.

Vocabulary

Suilad = Greetings

Ci mael? = Are you well? (How are you?)

Ai = Hail!

Mae g'ovannen = Well met

Ni mael (eithro) = I am well (too, also)

A gin? = And you?

Ma = Good!

Boe menin = I must go

Novaer = Farewell (literally, 'be well')

Asking somebody their name

Amdiron and Ivrinel are here meeting for the first time, so they are using formal language.

Ivrinel: Mae l'ovannen! Man i eneth lân?

Amdiron: Len suilon mellon. I eneth nîn Amdiron. Man i eneth lân?

Ivrinel: Im Ivrinel, ach im eston Ivy.

Amdiron: Gellon len covad. Nathlo na Imladris!

Ivrinel: Well met! What is your name?

Amdiron: I greet you friend. My name is Amdiron. What is your name?

Ivrinel: I am Ivrinel, but I call myself Ivy.

Amdiron: I rejoice to meet you. Welcome to Imladris!

Vocabulary

Mae l'ovannen = Well met

Man i eneth lân? = What is your name?

Len suilon = I greet you

I eneth nîn = My name is...

Im... = I am...

ach = but

im eston... = I call myself...

Gellon len covad = I rejoice to meet you, I am pleased to meet you

Nathlo = Welcome

na Imladris = to Rivendell

Formal vs. Informal

Until you have learnt about different pronouns, I will list the differences between the formal and informal.

Formal (an authority figure or stranger)	Informal (someone you know well)	Meaning
Len suilon	Gin suilon	I greet you
Mae l'ovannen	Mae g'ovannen	Well met
Man i eneth lân?	Man i eneth gîn?	What is your name?
A len?	A gin?	And you?
Le mael?	Ci mael?	Are you well? How are you?

Lesson 3 - Origins

Being able to say from where you hail is an important part of the first greeting with a stranger. Amdiron and Ivriel are still relative strangers, and so at this point they are still using formal speech with one another.

Amdiron: Suil! Mas dorthol Ivriel?

Ivriel: Dorthon vi Lothlorien, ach onnen hí vi Imladris. A len?

Amdiron: Telin od Imladris.

Ivriel: O vas tól?

Amdiron: Siron? Mellonenin tól o Daur-nu-Fuin

Amdiron: Greetings! Where do you live Ivriel?

Ivriel: I live in Lothlorien, but I was born here in Rivendell. And you?

Amdiron: I come from Rivendell.

Ivriel: Where does he come from?

Amdiron: Siron? My friend comes from Mirkwood.

Vocabulary

Suil! = Greetings!

Mas dorthol? = Where do you live?

Dorthon vi... = I live in...

ach = but

onnen hí vi... = I was born here in...

A len? = And you?

Telin o(d)... = I come from. The second word is O before a consonant, and Od before a vowel

O vas tól? = Where does he come from?

To say 'we live in', use = **Dortham vi** ____ . Take note of the different ending, but that is all I will say on the matter now; verbs are a much later lesson. For now you should just notice the different endings.

Formal vs. Informal

Formal	Informal	Meaning
Mas dorthol?	Mas dorthog?	Where do you live?

Lesson 4 - Questions

The basic question words (Who, What, Why etc.) are very useful in forming sentences, so let's take a look at them. I've split them into sections so it isn't just a massive wall of unfamiliar words, however there is some new vocabulary in this for you to learn. Don't worry about any of the verb endings at this point, as you will learn those in detail in later lessons.

Man? = What? Who?

Man te? What is it? Who is it?

Man sa? What is that?

Man i lû? What (is) the time?

Man sad? What place? (alternative for 'Where?')

Man agoreg? What did you do?

Man na i fen? Who is at the door?

Alternative

To avoid ambiguity when asking 'Who is it?' you could also ask

Man pen? What person? (Who?)

Mas? = Where?

Mas agoreg? Where did you do that?

Mas i adab? Where is the house?

Mas i ada lân? Where is your father?

Mas le? / Mas ci? Where are you?

Remember you've already seen this one before from Lesson 3 – **Mas dorthog?**

Alternative

Vi man sad? In what place?

Mar? = When?

Mar agoreg? When did you do that?

Mar ci onnen? When (were) you born?

Mar iavas? When is autumn?

Mar telithar? When will they come?

Alternative

Na van lû? At what time?

Manen? = How?

Manen agoreg? How did you do that?

Manen istog? How do you know?

Manen men hirnenog? How did you find us?

Amman? = Why? (For what?)

Amman agoreg? Why did you do that?

Amman, naneth? Why, mother?

Amman i eil luin? Why is the sky blue?

This question uses the preposition **an = to/for + man = what**. You will learn about prepositions in Lesson 13.

Am man theled? = For what purpose? (Why?)

Personally I prefer to use this one for its literal meaning of 'For what purpose' rather than 'Why', as there is a shorter version, as above.

Am man theled agoreg? Why did you do that? (For what purpose did you do that?)

Am man theled anírog istog? Why do you want to know? (For what purpose do you want to know?)

Other questions

Man i lû? What is the time?

O van? From what? About what?

Be van? According to whom?

Ned var? During when?

There are many other questions you can ask when you combine the question words here with the prepositions in Lesson 13.



Sindarin Lessons
I lam Thindrim

Lesson 5 – Eating and drinking

Something that comes up a lot in table top roleplaying (and indeed real life) is buying items, particularly food and drink! In order to do that, you need to be able to ask for what you would like, and respond to someone else.

Amdiron, Siron and Ivrinel are now friends, so they use informal language with each other.

Drinking

Ivrinel: Ai, Amdiron a Hiron! Tolo, havo nef i naur adh nin.

Amdiron: Gin hannon! Ci maer?

Ivrinel: Ni faug.

Siron: Man anírog? Limp, enn egor nen?

Ivrinel: Aníron limp, gin hannon.

Amdiron: Nen annin, ú-aníron limp.

Siron: Dadwenithon lim!

Ivrinel: Ah, Amdiron and Siron! Come, sit beside the fire with me.

Amdiron: Thank you! Are you well?

Ivrinel: I'm thirsty.

Siron: What do you want? Wine, mead or water?

Ivrinel: I want wine, thank you.

Amdiron: Water for me, I don't want wine.

Siron: I will return quickly!

Vocabulary

a = and. You might have noticed that it causes Siron's name to change to Hiron. Elves are used to their names having to mutate like this sometimes when speaking.

Tolo = Come

havo = Sit

nef = beside

i naur = the fire

adh nin = with me, by me

Gin hannon! = Thank you!

Ni faug = I'm thirsty

Man anírog? = What do you want?

limp = Wine

enn = mead

egor = or

nen = water

Aníron = I want

ú-aníron = I don't want

annin = for me

Dadwenithon = I will return

lim = quickly

Eating

Siron: Thî ni saig. Man mann sevim?

Amdiron: Dha aes, bass, iaif, pae...

Siron: Aníron salph a mass na glí. Ivri nel, man anírog maded?

Ivri nel: Cordof annin. Gin hannon Amdiron.

Amdiron: I 'ell nîn!

Siron: Now I'm hungry. What food do we have?

Amdiron: There is cooked meat, bread, fruits, vegetables... all foods.

Siron: I want soup and bread with honey. Ivri nel, what do you want to eat?

Ivri nel: An apple for me. Thank you Amdiron.

Amdiron: My pleasure!

Vocabulary

Ni saig = I am hungry

Man mann sevim? = What food do we have? (Mann = Food)

Dha = There is/are

aes = meat (cooked)

bass = bread

iaif = fruits (iaf = a fruit)

pae = vegetable(s)

salph = soup

a mass na glí = and bread with honey (Glí = Honey)

Man anírog maded? = What do you want to eat?

Cordof = An apple (small and red)

annin = for me

I 'ell nîn = My joy, my pleasure

Formal vs. Informal

As you haven't studied verb endings or pronouns yet, here are the differences between the formal and the informal.

Formal	Informal	English
Man anírol?	Man anírog?	What do you want?
Len hannon	Gin hannon	Thank you
Den sevil?	Den sevig?	Do you have (possess) it?
Le faug?	Ci faug?	Are you thirsty?
Le saig?	Ci saig?	Are you hungry?

Lesson 6 - Plurals (part one)

Ivrinel: In yrn sí vi Imladris ú hui yrn egor 'elaith vi Lothlorien.

Siron: Amman?

Ivrinel: Sevim mellyrn. Ti mellin a gelebrin.

Siron: Tyss a laiss myrn vi Taur-nu-Fuin! Man sai, Amdiron?

Amdiron: Crist an Edain o Rohan, dagrad yrch a 'eraif.

Ivrinel: The trees here in Rivendell are not like small trees or big trees in Lothlorien.

Siron: Why?

Ivrinel: We have mallorns. They are golden and silvery.

Siron: Bushes and leaves are black in Mirkwood! What are those, Amdiron?

Amdiron: Swords for Men of Rohan, to battle orcs and wolves.

To be able to write in Sindarin, you need to know and learn the rules that govern the pluralisation of nouns. I have split this into two lessons - one for single vowels and the letter S, and one for diphthongs (ae, ai etc.) There are examples for all.

Non-final and Final position

As you read a word from left to right the final vowel is the vowel in the rightmost position.

E.g. in the word 'Rose' the letter O is non-final, and the letter E is final as it is the last vowel in the word.

In the word 'Ham' the letter A is final because it is the last (and only) vowel in the word.

Vowels

Original vowel	Non-final position in word	Final position in word
a, á, â	e	ai
e, é, ê	e	i, í, î
i, í, î	i	i, í, î
o, ô	e	y, ÿ
u	y	y
ú	ú	ú
û	u	uí
y, ÿ	Doesn't exist	y, ÿ

Examples:

Bar (house) = **Bair** (houses)

Adan (Man) = **Edain** (Men) - this is the Race of Man, as in "I am a Man, not an Elf" rather than "he's a man, she's a woman". This shows what we mean by 'non-final position' - the first a changes to an e, and the second a changes to an ai as it is the last vowel in the word.

Hên (child) = **Hîn** (children) - the lengthened vowel indicated by the accent stays long

Benn (man) = **Binn** (men)

Leber (finger) = **Lebir** (fingers)

Lim (fish) = **Lim** (fish). Basically, as you can see from the table, i does not change.

Solch (edible root) = **Sylch** (edible roots)

Torog (troll) = **Teryg** (trolls)

Haru (wound) = **Hery** (wounds)

Amlug (dragon) = **Emlyg** (dragons)

Drúadan (wild man, Wose) = **Drúedain** (wild men, Woses). When ú appears, it doesn't change.

Hûn (heart) = Huin (hearts)

Hûb (harbour, haven) = Huib (harbours, havens)

Mÿl (gull) = Mÿl (gulls)

Final SS

Original consonant	Final position in word only
SS	S

Examples

Lass (leaf) = Lais (leaves)

Rass (horn) = Rais (horns)

If a word has SS anywhere else inside it, for example Lossen (snowy) the SS remains as it is.



Sindarin Lessons
I lam Thindrim

Lesson 7 - Plurals (part two)

Siron: Man ti? In edhil emnas.

Amdiron: In yn Elrond. I eneth dîn Elladan a Elrohir. I chent dîn laeg!

Siron: Na van sad Ivrinel?

Amdiron: Ganna aerlenn nef i noer.

Siron: Who are they? The elves there.

Amdiron: The sons of Elrond. Their names are Elladan and Elrohir. Their eyes are keen!

Siron: Where is Ivrinel? ('At what place is Ivrinel?')

Amdiron: She's harping sea-songs beside the fires.

Now, let's look at all the diphthongs (two vowels together) and what they change into when you pluralise a noun.

Original vowels	Non-final position in word	Final position in word
ai	ai	ai
ae	ae	ae
au	au	oe
ei	ei	i
ie	Doesn't exist	i
io, iô	Doesn't exist	y, ÿ
ui	ui	ui

Examples:

Aith (spearpoint) = **Aith** (spearpoints)

Taith (mark) = **Taith** (marks)

Gwaew (wind) = **Gwaew** (winds)

Taeg (boundary) = **Taeg** (boundaries)

As you can see, neither of these first two diphthongs change.

Naug (dwarf) = **Noeg** (dwarves)

Bauglir (tyrant) = **Bauglir** (tyrants) – neither the diphthong nor the single vowel need to change.

Eirien (daisy) = **Eirin** (daisies) – first diphthong doesn't change as it is at the start of the word, but the second does

Eil (sky) = **Il** (skies)

Iell (daughter) = **Ill** (daughters)

Ion (son) = **Yn** (sons)

Bior (follower, vassal) = **Byr** (followers, vassals)

Cirion (sailor) = **Cirynd** (sailors)

Duin (river) = **Duin** (rivers) Again, this doesn't change.

An exception to the rule - AW

When AW appears in a plural, how it changes depends where it appears in the word.

If the word is a single syllable, the AW changes to OE:

Raw (lion) = Roe (lions)

Laws (hair ringlet) = Loes (hair ringlets)

Naw (idea) = Noe (ideas)

But remember not to ever do this to the word Lhaw (pair of ears) as it's already plural!

If the word has more than one syllable, the AW is treated as two separate sounds, and you pluralise the A according to the rules in Lesson 8:

Awarth (abandonment) = Ewarth (abandonments)

Tawar (the material wood, or a forest) = Tewair (some wood, or forests)

Irregular plurals

There are also some (not many!) irregular plurals in Sindarin due to how the word was originally formed. This is a useful list to keep in mind, and as there is no 'rule' as such for these, this is here for you to refer to (and hopefully memorise over time). Please be aware that some of these words have homophones (words that are spelt identically but have a different meaning), and their plurals are regular.

Singular	Plural	Meaning
Ael	Aelin	Pool(s)
Alph	Eilph	Swan(s)
Anfang	Enfeng	Longbeard dwarves
Cair	Cîr	Ship(s)
Caun	Conin	Prince(s)
Cef	Ceif	Soil(s)
Doron	Deren	Oak tree(s)
Drû	Druîn	Wose(s), Wild men
Êl	Elin	Star(s)
Fair	Fîr	Mortal(s)
Fela	Fili	Cave(s)
Fêr	Ferin	Beech tree(s)
Iau	Iui	Corn
Naith	Natsai	Promontory(ies)
Nawag	Neweg	Dwarves
Ôl	Elei	Dream(s)
Orod	Ered	Mountain(s) - also has a regular plural Eryd
Parf	Perf	Book(s)
Pel	Peli	Fenced field(s)
Rodon	Rodyn	Maia(r)
úgarth	úgerth	Sin(s), trespass(es), bad deed(s)

Lesson 8 - Pronouns (nominative)

The word that follows a nominative or emphatic pronoun does NOT mutate

The basic pronouns that this lesson will cover are indefinite pronouns, nominative pronouns and emphatic pronouns.

Indefinite - Somebody, someone etc.

Nominative - I am, He is, You are etc.

Emphatic - I am, You are, Myself, Yourself, Ourselves, etc.

Indefinite pronouns

I've put these in their pairs of opposites:

Something = **nad** Nothing = **ú-nad**

Someone = **pen** No one = **ú-ben**

Somewhere = **sad** Nowhere = **ú-had**

Nominative pronouns

Singular		Plural	
I am	ni	We are	me
You are (formal)	le	You all are (formal)	le
You are (informal)	ci	You all are (informal)	ci
He/She/It is	te	They are	ti
This is	se	These are	si
That is	sa	Those are	sai

Examples:

Ni brûn = I am old

Le leich = You are sweet

Te ithron = He is a wizard

Sai yrn = Those are trees

Asking questions with pronouns

To ask questions such as **Is he? Is that? Am I?** all you need to do is:

Add a question mark to the sentence (when writing Sindarin) and

Ask the sentence as a question (when speaking Sindarin)

Ni brûn? = Am I old?

Te ithron? = Is he a wizard?

Sai yrn? = Are those trees?

Emphatic pronouns

The word that follows an emphatic pronoun does NOT mutate

I am, (I, myself) or Ourselves	Im
You are or Yourself	Ech
He/She/It is or Him/Her/Itself	E or Est

The singular is the same as the plural - the same word is used to signify You are as it is for Yourself.

You can use either **E** or **Est**, it isn't a case of one is meant to be before a vowel and one isn't, we just have two options from Tolkien!

So, why would you use an emphatic pronoun over a nominative pronoun?

Im Boromir = I am Boromir *egor* **Ni Boromir** = I am Boromir?

Using the emphatic to introduce yourself lends an extra something to it - the example of this comes from a text in The Lord of the Rings, which hopefully you might recognise from the inscription on the door that leads into Moria: **Im Narvi, hain echant** which translates as 'I, Narvi, made them', but it is not just 'I made them' it is 'I, myself, made them', there is the extra edge of self importance to it.

Example:

Similarly, you could introduce someone with the emphatic:

E/Est Gandalf, i ithron vith = He is Gandalf, the grey wizard



Sindarin Lessons
I am Thindrim

Lesson 9 - Pronouns (object and dative)

Siron: Galu Ivrinel!

Ivrinel: Suilad mellyn, gerin ant angin.

Amdiron: Ant ammen? Ai gin hannon.

Siron: Den melon!

Siron: Hello Ivrinel!

Ivrinel: Greetings friends, I have a gift for you.

Amdiron: A gift for us? Ah thank you.

Siron: I love it!

In this lesson we're going to look at two sets of pronouns: Object pronouns, and Dative pronouns. Object (also known as oblique) pronouns act as the direct object, and are generally placed before the verb. Dative pronouns are object pronouns with **an** = to/for prefixed onto them. They usually come at the end of the sentence.

The first person inclusive forms are Doriathrin Sindarin (for Elves born and living in the First Age), and would not be used in the Third Age onwards.

Object pronouns

First person exclusive	nin (me)	ven (us, not you)
First person inclusive		'wen (us, and you)
Formal second person	len (you)	len (you all)
Informal second person	gin (you)	gin (you all)
Third person	den (him/her/it)	din (them)
Close demonstrative	hen (this)	hin (these)
Far demonstrative	han (that)	hain (those/them)

Using object pronouns

The table above shows the mutated forms of these pronouns that you will use at all times. These pronouns are never used unmutated.

Examples:

Goheno ven = Forgive us

Hado den! = Throw it!

Gin cenin = I see you

Han ú-aniron = I don't want that

Hen ristant = She cut this

Den sabannen = I excavated it

Gin melathon an-uir = I will love you forever

Ven northathar = They will race us (on horses)

I orn dannatha bo den = The tree will fall on him

What is the difference between Din = Them and Hain = Them?

Din refers to people, and Hain refers to objects, for example:

Im Narvi, hain echant = I Narvi, made them (referring to the runes on the Hollin Gate)

Din cenn = He saw them (referring to a group of people)

Dative pronouns

	Singular	Reflexive	Plural
First person exclusive	Annin/Enni (to/for me)	Anim (to/for myself)	Ammen (to/for us, not you)
First person inclusive			Angwen (to/for us and you)
Formal second person	Anlen (to/for you)	Anech (to/for yourself)	Anlen (to/for you all)
Informal second person	Angin (to/for you)	Anech (to/for yourself)	Angin (to/for you all)
Third person	Anden (to him/her/it)	Anest (to/for his/her/itself)	Andin (to/for them)
Close demonstrative	Anhen (to this)		Anhin (to/for these)
Far demonstrative	Anhan (to that)		Anhain (to/for those/them)

Examples:

De maer annin = It is good to me

Onen i grist anden = I gave the sword to her

Dengin in ych angin = I slew the orcs for you

Linno dínen anech! = Sing to yourself quietly!



Sindarin Lessons
I am Thindrim

Lesson 10 - Colours, and an introduction to soft mutation

Ivrinel: Amdiron, gerig muindyr egor muinthil?

Amdiron: Gerin muinthel, i eneth dîn Elil. Sâf hent luin a finnel nimp.

Ivrinel: A hevig finnel vorn a chent varan!

Ivrinel: Amdiron, do you have brothers or sisters?

Amdiron: I have a sister, her name is Elil. She has blue eyes and white hair.

Ivrinel: And you have black hair and brown eyes!

The most important thing to understand about Sindarin is that the letters at the beginning of words change depending on where they come in a sentence or what comes before them. This is used in both spoken and written Sindarin, and must be applied - it is an intrinsic part of the language.

(*N.B - The Sindarin word for Soft Mutation is Prestanneth. Other sites and lessons may also call it Vocalic Mutation or Lenition.*)

Translating Sindarin invariably involves descriptions, and the Elves loved to have many words for their colours to describe things, from the colours of snow to falling leaves. First of all, here is a list of the colours, in both Sindarin and English. The last three are my own reconstructions, but they are useful for more modern translations.

Sindarin	English
Caran	Red
Coll	Scarlet, golden-red
Luin	Blue
Elu	Pale blue
Malen	Yellow
Calen	Green
Morn	Black
Baran	Golden-brown
Rhosc	Brown, russet
Faen, Fain, Nimp	White
Gloss	White as snow
Glân	Bright shining white
Mith	Pale grey
Thinn	Grey
Rustui	Copper
Celebren	Silvery
Mallen	Golden
Cull	Orange
Ling	Purple
Crinth	Pink

Here is the list of colours again, but this time with their mutated forms next to them, so you can start to see which letters change, and which don't (you will be very pleased to know that not every letter

changes). This lesson does not cover every change that occurs with soft mutation, this will be covered in Lesson 11.

Original Sindarin	With soft mutation
Caran	Garan
Coll	Goll
Luin	Luin (L does not change)
Elu	Elu (vowels do not change)
Malen	Valen
Calen	Galen
Morn	Vorn
Baran	Varan
Rhosc	Rosc
Faen, Fain, Nimp	Faen, Fain, Nimp (F and N do not change)
Gloss	'loss (G disappears)
Glân	'lân
Mith	Vith
Thinn	Thinn (TH does not change)
Rustui	Rustui (R does not change)
Celebren	Gelebren
Mallen	Vallen
Cull	Gull
Ling	Ling
Crinth	Grinth

Examples:

i iaul vorn = the black cat

i loth grinth = the pink flower

i higil luin = the blue necklace

sigil luin = blue necklace (without the i you do not need to mutate the word for necklace)

sigil garan = red necklace (but you still need to mutate the adjective)

i chû fain = the white dog

hû varan = a brown dog

i annabon vallen a gelebren = the golden and silvery elephant

i annabon vallen a i annabon gelebren = the golden elephant and the silvery elephant

Vocabulary

a/ah/adh = and

If the word following 'and' begins with a consonant, you use a

If the word following 'and' begins with a vowel, you can use a, ah or adh

i = the (singular)

annabon = elephant

iaul = cat

loth = flower

sigil = necklace

hû = dog

Lesson 11 - Soft mutation continued

Ivrinel: I Tham Naur bain i fuin hen. Lyth grinth a nimp...

Amdiron: Ai, dha gwîn garan o Dhorwinion!

Siron: A lembas o Lothlorien.

Ivrinel: The Hall of Fire is beautiful this night. Pink and white flowers...

Amdiron: Ah, there is red wine from Dorwinion!

Siron: And lembas from Lothlorien.

When is soft mutation used?

A word is mutated with soft mutation if:

It follows the word **i** = the (singular)

It follows the word **a** = and

It is an adjective following a noun

It is an adverb following a verb

It is a word that follows a preposition (including verb prefixes)

It is an object pronoun acting as the object of the sentence

Soft mutation table

If a letter is not in the table below, *it does not change*. I will explain parts of the table at the bottom.

Original letter(s)	Becomes after mutation
b	v
c	g
d	dh
g	'
gl	l
gr	'r
gw	'w
h	ch
hw	chw
lh	l/thl
m	v
p	b
rh	r/thr
s	h
t	d
(m)b	m
(n)d	n
(n)g	ng

What does ' mean?

This simply signifies that the g has been removed from the word. It has no sound.

How do I know which mutation to use on a word that begins with LH?

There are 15 words in Sindarin that begin with LH. 8 of these take the mutation THL and 7 take L.

If the word has a Noldorin variant (found in the dictionary) that began with a THL that looks like this:

lhê (*N. thlê*) *n.* fine thread, spider filament

then soft mutation changes the LH to a THL, and causes it to become *i thlê* = the spider filament

If the word does not have a Noldorin variant (again, use the dictionary to check), for example:

lhaw *n.pl.* ears, pair of

then soft mutation changes the LH to an L, and causes it to become *i law* = the pair of ears.

What about words that begin with L in Third Age Sindarin that have an older variant that begins with LH?

Some words such as Lass = Leaf have an older Noldorin form, e.g. Lhass = Leaf.

If you were a First Age speaker, you would say *Cenin lhass* = I see a leaf, rather than *Cenin lass* = I see a leaf. Under soft mutation these Noldorin forms simply change to L, meaning both the First Age and Third Age speakers would say *Cenin i lass* = I see the leaf.

How do I know which mutation to use on a word that begins with RH?

This uses the same principle as LH. If the word has a Noldorin variant that began with a THR, for example:

rhoss (*N. thross*) *n.* whisper or rustling sound

then soft mutation changes the RH to a THR, and causes it to become *i thross* = the whisper, rustling sound

If the word does not have a Noldorin variant, for example:

rhavan *n.* wild man

then soft mutation changes the RH to an R, and causes it to become *i ravan* = the wild man

The one exception to this may be rhaw II *n.* flesh, body. As this would become *i raw* = the flesh and look identical to *i raw* = the lion I would suggest that you instead make it *i thraw* = the flesh, body.

What do (n)d (m)b and (n)g mean?

When Tolkien invented his many languages, a lot of the words that ended up in Sindarin came from original roots that started with the (n) or the (m). I will give you one of the most common examples:

The word *bar* means house, however it comes from the root *mbar*.

When you want to say *the house*, you do not write *i var*, you write *i mar*.

Unfortunately, the lists of words like these are just something you will have to check and learn for yourself, there is no obvious way to tell a word's root simply by looking at it. There are lists of the words that come from a different root, and these can be found underneath the Resources tab at the top of the page.

Soft mutation and 'a'

Although for the most part, *a* follows the rules for letter changes with soft mutation, if you've ever taken a look at Luthien's song, or the Moria gate inscription, you might have noticed that there are a couple of discrepancies:

si loth a galadh, lasto din!

pedo mellon a minno

Surely if *a* is subject to soft mutation, these two lines should be

si loth a 'aladh, lasto din!

pedo mellon a vinno

This is something that bothered me almost since I started learning Sindarin, as on one hand, people have the blanket 'a uses soft mutation' rule, but on the other, Tolkien's writing wasn't bearing this out. PE17 has the answer, though it looks as if it was rewritten about four times by Tolkien, so it's a little difficult to tell which rule supersedes what, and what we should be using. If you own a copy, have a look at page 41, and I will let you make your own mind up, but this is my take on it:

In older Sindarin, a did not change the letters b, d, g, m, n or s (hence the two examples above). a took the form ar in Exilic Sindarin (when the Noldor came back across from Valinor and put a Quenya spin to the language).

a used to take the form as before an s and al before an l. Probably Doriathrin Sindarin.

a then changed to take the form adh before vowels, while remaining a before all other letters.

'Modern' Sindarin a uses normal soft mutation as above, and takes the form a **in all cases**.

Lesson 12 – Using adjectives

First of all, here is some useful vocabulary. This is a list of some of the most common adjectives, listed with their soft mutated forms next to them. You will be glad to know that there are no 'exceptions' in this list!

English	Sindarin	Soft mutated form
Long	And	And
Strong	Bell	Vell
Great	Beleg	Veleg
Bold, brave	Beren	Veren
Old	Brûn	Vrûn
Tough, hard	Dorn	Dhorn
Silent	Dínen	Dhínen
Mean, poor, bad	Faeg	Faeg
Dead	Fern	Fern
Slender	Fim	Fim
New	Gwain	'wain
Dirty	Gwaur	'waur
Weary	Lom	Lom
Heavy	Long	Long
Good	Maer	Vaer
Sweet	Melui	Velui
Friendly, lovely	Milui	Vilui
Dear, beloved	Muin	Vuin
Young	Neth	Neth
Small	Niben	Niben
Clean, tidy, neat	Puig	Buig
Wrong	Raeg	Raeg
Straight, correct	Tîr	Dîr
Tall	Tond	Dond

If the noun is singular (**Iaul** = A cat) then the adjective that follows it is also singular. If the noun is plural (**Ioel** = Cats), then you must also pluralise the adjective.

However, regardless of whether the noun is singular or plural, the adjective that follows it mutates with soft mutation.

Examples (Singular, one adjective):

Iaul buig = A clean cat
Hwand 'waur = A dirty sponge
Haust and = A long bed
Benn veren = A brave man
Maethor lom = A weary soldier
I vess vuin = The beloved woman (soft mutation happens as normal to the noun following 'the')

Examples (Plural, one adjective):

Ioel buig = Clean cats
Hwaïnd 'woer = Dirty sponges
Hoest aind = Long beds
Minn verin = Brave men
Maethyr lym = Weary soldiers
I miss vuin = The beloved women (nasal mutation happens as normal to the noun following 'the')

Examples (Multiple adjectives):

I orn vrûn bell = The old strong tree (brûn mutates to vrûn but bell stays the same as it is the 2nd word)
I orn vell brûn = The strong old tree (bell mutates to vell but brûn stays the same as it is the 2nd word)
In yrn vruin bill = The old strong trees (as yrn is plural, both adjectives need to also become plural)
In yrn vill bruin = The strong old trees (brûn becomes plural, but doesn't mutate)

If you are writing a list of things, 'the young tall man' etc, then the second adjective (or any thereafter) do not need to change. **Just the first word in the list needs to mutate.**

But do remember when using 'and' that you need mutate both:

i orn vrun a vell = the old and strong tree. As you are already aware, any word following 'and' must mutate.

Adverbs

Sindarin doesn't have the same difference between adjectives and adverbs that other languages such as English do. In English you can say "The quick fox" (where 'quick' is an adjective) or "The fox ran quickly" (where 'quickly' is an adverb, using the suffix -ly on the adjective 'quick').

Sindarin uses the same word, with no changes.

Lim = Swift. I rusc lim = The swift fox. I rusc nern lim = The fox ran swift(ly).

Adverbs do not necessarily mutate, and can either follow or precede the word they are modifying depending on the sentence. For more information on this, see Lesson 31. The adverbs have been marked in red.

Attested examples:

Mae g'ovannen = Well met

Noro lim = Run swift

Edregol e aníra tirad = Especially he desires to see

Lesson 13 - Prepositions and conjunctions

A preposition is a word or phrase that shows the relationship of one word to another in a sentence, e.g. The flower *on* the table, The man *with* his wife.

A conjunction connects words, clauses, sentences or phrases together, e.g. The car *and* the bicycle, I will eat *if* I am hungry, The dog *or* the cat.

The letters in brackets can be added if the following word starts with a vowel.

Conjunctions

The word that follows mutates with Soft Mutation

Sindarin	English	Example
A	And	I Anor a Ithil - The sun and moon
Ach	But	Den mennin ach den ú-heron - I ate it but I don't like it
Egor	Or	Iaul egor chû - A cat or a dog

Prepositions

The word that follows mutates with Soft Mutation

Sindarin	English	Example
Ab	After, later (when discussing space)	Ab i lanthir dha imlad - After the waterfall there is a valley
Adh	With/By/Near	I benn adh chervessed - The man with his wife
Adel	Behind	I dhuin adel i mar - The river behind the house
Am	Upon/Up	I vann am i harf - The food upon the table
An	To/For	Gurth an Glamhoth - Death to the Orcs
Athan	Beyond	Athan in aeair - Beyond the seas
Be	According to	Hen ceritham be in Edhil - We will do this according to the Elves
Cad	After (when discussing time)	Gwathon cad vinuial - I will go after dawn
Dad	Down	Dad ennas! Down there!
Dan	Yet/Against	Naur dan i ngaurhoth - Fire against the wolf-horde
Eb	Before (when discussing time)	Im puigon eb vedin - I must wash before I eat
Ed	Out of/Forth	Onurnen ed daur - I ran out of a forest
Eng*	Except, save	Aníron naid bain eng han - I like all things except that
Na	To/Towards/At (a time or a place)	Ledhim na i falas - We're travelling to the beach

Ned	In/During (when referencing time)	Mudon ned i fuin - I work during the night
Nef	Beside, on this side of	Hâf nef i ruist - He's sitting beside the fireplace
Nu	Beneath/Under	I lim nu i nen - The fish under the water
Ob	Before (when discussing space)	Pada ob nin - He walks before me
O(d)	From/Of	Telin o Lothlórien - I come from Lothlórien Toll od Imladris - She came from Rivendell
O(h)	About	Nauthannen o den - I thought about it Parf oh Edain - A book about Men
Or	Over/Above	I aew or i barth - The bird above the field
Thar	Across/Over	Athar i othrad - Across the street
Trî	Through/Throughout	Minnen trî i fen - I entered through the door

*These words are reconstructed

The word that follows this preposition is mutated with **Nasal Mutation**

N(a)	Of/With/Possessing/By	Adab na thobas rangen – A building with a broken roof
------	-----------------------	---

The word that follows these three prepositions does **NOT mutate**

Bo	On	Bo i aear dha cair - On the sea there is a ship
Sui	As/Like	Onur sui i 'waew - He ran like the wind
Vi	In/Between (not time)	I Aran dortha vi Gondor - The King lives in Gondor

Mi or Vi?

You may have seen the word Mi to mean 'in', however the word only ever appears as Vi in attested material. Why then the difference? Because M changes to V under soft mutation, it was assumed that the true word was Mi but it was always appearing in a soft mutated form. It is now thought that the word was once Mi, but changed over time (due to always being mutated) and the base form became Vi.

Adh and Na

Adh and Na both mean 'with', however they have differing nuances. Na is used for physical ownership, e.g.

Arben na megil and = Knight with a long sword
 whereas Adh is used for more figurative statements, e.g.
 I iaul adh raidad = The cat with a smile

Na and Na

Being able to tell the difference between Na = To/Towards/At and Na = Of/With/By/Possessing can be tricky at first glance, however the key is their differing mutations.

Na varad = To a tower, at a tower (soft mutation changes Barad to Varad)

Na marad = By a tower, with a tower (nasal mutation changes Barad to Marad)

This deals with most consonants, but what about vowels (which do not change with any mutations)? Tolkien seemed to have considered this, as the two words are also different to each other before vowels.

Na Imladris = To Imladris, at Imladris

N'Imladris = By Imladris, with Imladris

Further prepositions

The second set of prepositions I want to cover are ones with the word 'the' combined into them.

Sindarin	English
Anin	To/For the
Ben	According to the
En	Of the
Erin	Over/Upon the
Min	In the
Nuin	Under the
Uin	From the

These prepositions cause Mixed Mutation in the word that follows them which will be covered in a later lesson.

Examples:

Min ael = In the lake

Uin gobel = From the town

There's nothing to stop you writing Od i gobel, they mean exactly the same thing, but using uin looks neater.

Nuin iant = Under the bridge

In Gondorian Sindarin, the A of Anin is removed, like so:

Gwao 'nin hennas = Go to the guesthouse

but if you were an Elf, you would still say

Gwao anin hennas = Go to the guesthouse

Lesson 14 – Prepositions (part two)

Sindarin has several prepositions that are prefixes, which means that instead of being a word on its own you attach them to the front of a noun or a verb. Soft mutation applies to the word that the prefix is attached to.

What is important to realise, particularly when scanning dictionaries, is that just because a word looks like it is made up of one of these prefixes, does not necessarily mean it is! Combinations of letters can occur for other reasons such as compound mutation, so do not automatically think you have discovered a word's etymology simply because it starts with an oth- or a go-.

Please note that not all of these have attested examples, we just have a note of the prefix itself.

Prefixes

Sindarin	English	Examples
ab-	After/Later	Abarad = Tomorrow ('after day') Abonnen = Born after (a Man born after the Elves)
ad-	Again	Adbed- = To rephrase ('say again') Adertha- = To reunite ('unite again')
al-	Well	Albeth = Word of good omen Alwed = Prosperous, fortunate
ath-	Easy	Athgar = Easy to do
athra-	Across	Athrabeth = Conversation ('across talk')
(n)dan- /(n)dad-	Redoing something/Undoing something	Dangar- = To undo Dadwen- = To return
di-	Under/Beneath	Dihena- = To forgive
dir-	With difficulty	Dirbedui = Difficult to pronounce
dý-	Mistakenly	Dýgar = Mistaken act
ein-	To do well (properly)	
fer-	Soon/Promptly	Ferui = Ready to hand
go-	Together	Gobennas = History Golas = Foliage, collection of leaves
(n)gor-	With fear/dread/pain, difficult to do	Gorbedui = Only to be said with horror
os-	Around/About	Osgar- = To cut around, amputate

oth-	Badly (Improperly)	Othgar- = To do wrong
pen-	Without, -less	Ben-adar = Fatherless Penbed = Unpronounceable
per-	Half	Peredhel = Half-Elf
rhae-	Awkwardly	
rhu-	Wickedly	Rhudol = Unwelcome
thar-	Over/Across	Tharbad = Cross-way (the name of a town in Middle Earth)
thu-	Badly (Incorrectly)	
tre-	Through (denotes completeness when attached to a verb)	Trenarn = Account, tale (literally, to tell a tale through to the end)
ui-	Ever (Forever, always)	Uidafnen = Everclosed



Sindarin Lessons

I am Thindrim

Lesson 15 - 'in', and Nasal Mutation

Now you have all the rules for how to turn a noun into the plural form, let's have a look at how we actually incorporate them into a sentence!

You have already seen that the word **i** means the, however this is only for singular use - The book = **i barf** etc; and you also know that a word following **i** undergoes Soft Mutation.

When we want to write a sentence with a plural, e.g. the books, we need to use **in**, the plural form of the. Any word following **in** undergoes Nasal Mutation.

Some scholars will also advise using nasal mutation for the prepositions 'dan' and 'an', but I see this as more 'pure' Sindarin (Doriathrin Sindarin, as opposed to the Sindarin spoken in the Third Age onwards).

Nasal mutation table

Original letter	Becomes after mutation
b	m
c	ch
d	n
dr	nr
g	ng
gl	gl
gr	gr
gw	gw
h	ch
hw	'w
lh	l
m	m
p	ph
rh	r
s	s
t	th
(m)b	mb
(n)d	nd
(n)g	ng

Examples (these also show again the changes nouns undergo when pluralising them)

i draug = the wolf, but **i nroeg** = the wolves

i galadh = the tree, but **i ngelaidh** = the trees

Why is this not **in ngelaidh**? Because that results in a double 'n'. Say it out loud. It sounds odd, and it looks odd, so the Elves just removed that first 'n'.

However! Nasal mutation is not as simple as taking in + noun and changing its first letter, oh no! As Elves like their language to flow, you also need to know when in takes the form i. Confused yet? Take a look at the table below.

'In' or 'I'?

In +	Becomes
b	i m
c	i ch
d	i n
dr	i nr
f	i f
g	i ng
gl	in gl
gr	in gr
gw	in gw
h	i ch
hw	i 'w
l	i l
lh	idh l
m	i m
n	i n
p	i ph
rh	idh r
s	i s
t	i th
th	i th
(m)b	i mb
(n)d	i nd
(n)g	i ng

If the letter is not in the table above, it takes the form **in**.

Please note the special case for words beginning with LH or RH, where **in** takes the form **ith** or **idh**. This is only for words whose modern Sindarin forms begin with an LH or RH, not those whose original Noldorin beginnings were an LH or an RH and are now a modern Sindarin L or R.

N(a) - 'With, of, possessing, by' + Object pronouns; a special case

Object pronoun	Na + Object pronoun
nin (me)	Na nin (with me)
ven (us, not you)	Na men (with us)
'wen (us, and you)	Na gwen (with us and you)
len (you/you all)	Na len (with you/you all)
gin (you/you all)	Na chin (with you/you all)
den (him/her/it)	Na then (with him/her/it)
din (them)	Na thin (with them)
hen (this)	Na sen (with this)
han (that)	Na san (with that)
hin (these)	Na sin (with these)
hain (those)	Na sain (with those)

Remember that the object pronouns on the left hand side have already undergone soft mutation. Gin = You/You all isn't undergoing some weird mutation where G changes to CH, it's the original pronoun Cin = You/You all which is changing to Gin (with soft mutation for all usage except with Na) and Chin (with nasal mutation following Na). Similarly Den = Him/her/it is originally Ten, Han = That is originally San and so on.



Sindarin Lessons
I lam Thindrim

Lesson 16 - Pronouns (possessive)

This lesson will cover possessive pronouns, one of the most commonly used pronouns in English.

Examples: My book, your pen etc.

The possessive pronoun includes the definite article, *i* (the, singular). This cannot be omitted unless you are using the pronoun to start the sentence, and as always when *i* is used, causes soft mutation in the following word.

Possessive pronouns

Singular		Plural	
My...	<i>i ... nîn</i>	Our (not your)...	<i>i ... vîn</i>
		Our (and your)...	<i>i ... 'wîn</i>
Your...(formal)	<i>i ... lîn</i>	Your...(formal)	<i>i ... lîn</i>
Your...(informal)	<i>i ... gîn</i>	Your...(informal)	<i>i ... gîn</i>
His/Hers/Its... (1st person referred to)	<i>i ... î</i>	Their...	<i>i ... î</i>
His/Hers/Its... (2nd person referred to)	<i>i ... dîn</i>	Their...	<i>i ... dîn</i>
This...	<i>i ... hen</i>	These...	<i>i ... hin</i>
That...	<i>i ... han</i>	Those...	<i>i ... hain</i>
Reflexive	<i>i ... î</i>	Reflexive	<i>i ... î</i>

Those of you that have been paying attention to the earlier lessons may have realised that all of these pronouns have undergone soft mutation. For example the original form of 'This' is 'sen', but because it is acting as a modifier, it has changed to 'hen'. You will never see the possessive pronouns in their 'original' forms, you will always use those in the table above.

First/Second person referred to

I have until now taught that the possessive pronoun *î* is reflexive (meaning it could be used for 'my own book', 'his own tower', 'their own flowers' etc.)

Having re-examined the King's Letter from which it comes, I now think this is wrong. Here are the salient lines:

<p>ar e anîra ennas suilannad mhellyn <i>î</i> phain = and he desires there to greet all his friends ar Elanor, Meril, Glorfinniel, ar Eirien sellath <i>dîn</i> = and Elanor, Rose, Goldilocks and Daisy his daughters ar Iorhael, Gelir, Cordof, ar Baravorn, ionnath <i>dîn</i> = and Frodo, Merry, Pippin and Hamfast, his sons</p>

In the first line the pronoun 'his' refers to Aragorn, the letter's author. In the second and third lines the 'his' refers to Sam. Although Sindarin may not differentiate for gender, it would appear to differentiate for self and others so that it is clear to whom you are referring. For example: the sentence "I saw his picture and her picture beside it" would have previously read as "Cennin *i em dîn a nef den i em dîn*," with no way of differentiating which picture was which between two individuals.

Examples:

Sa *i gor î* na ha *i higil dîn* = That is his ring and that is her necklace

I mar *î* vi *i ost dîn* = His home is in his city (the first 'his' referred to = a man of Minas Tirith, the second = Aragorn)

Possessive pronouns with adjectives

How do we say "My red book" or "His black cat"? From Ae Adar Nîn we have an example of this:

i mbas ilaurui vîn = our daily bread

As you can see, the adjective *ilaurui* = daily goes **inside** the possessive pronoun.

Examples:

i barf garan nîn = My red book

i iaul vorn dîn = His black cat

i 'annel thent dîn = Their small harp

i aew vallen hen = This golden bird

i varad dond han = That tall tower

Possessive pronouns with plurals

When the noun is plural (My green books, these brown dogs), *i* takes nasal mutation just as it would in any other situation. This is attested from the Moria gate inscription:

Celebrimbor o Eregion teithant i thiw hin = Celebrimbor of Eregion drew these signs

What you **don't** need to do is follow the table marked 'In or I?' in Lesson 10. In possessive pronouns, *i* is always *i*.

Examples:

i pherf gerain nîn = My red books

i ioel vurm dîn = His black cats

i ngennil thent dîn = Their small harps

i aew vellin hin = These golden birds

i meraid dynd hain = Those tall towers



Sindarin Lessons
I lam Thindrim

Lesson 17 - Verbs (Present tense)

Siron: Nauthog i linnad bain?

Ivrinel: Semin i lemmaid dîn rovain! A gin, Amdiron?

Amdiron: Ieston linnathar aen oh i daur a ú i aear! Nae, thî aníron ledhed ennas.

Siron: Do you think the singing is beautiful?

Ivrinel: I think their singing is most beautiful. And you, Amdiron?

Amdiron: I wish they would sing about the forest and not the sea! Alas, now I want to travel there.

Sindarin has two types of verbs, which are generally known as **I stem** verbs and **A stem** verbs. You can tell which is which simply by looking at a verb in a dictionary. If it ends with an 'a', it's an A stem verb! A stem verbs are often further broken into 'simple' and 'complex'. Complex just means that it has some irregular endings in the other tenses, which will be covered in the following lessons. The verb 'to rain' is a very good example of an irregular verb, and you will find them in Lesson 22.

First, here are the endings for five (hopefully useful) verbs that are regular in the present tense:

- **Mad** - to eat (i stem)
- **Cen** - to see (i stem)
- **Tol** - to come (i stem)
- **Aníra** - to want (a stem)
- **Ista** - to know (a stem) - as you can see, both of these stems end in an 'a'!

This lesson should show you why the previously used sentence **Aníron aes** means 'I want meat' and why **Man anírog?** means 'What do you want?'

I have put the different endings in red to show how the verb changes for the different parts.

I stem verbs

Mad- to eat

Infinitive 'to eat'	Maded		
Gerund 'eating' (noun)	Maded		
1st person 'I eat'	Medin	Plural 'We eat'	Medim
2nd person formal 'You eat'	Medil	Plural 'You (all) eat'	Medilir
2nd person informal 'You eat'	Medig	Plural 'You (all) eat'	Medigir
3rd person 'He/she/it eats'	Mâd	Plural 'They eat'	Medir
Imperative 'Eat!'	Mado		
Present participle 'eating' (adjective)	Madol		

Cen- to see

Infinitive 'to see'	Cened	b	b
Gerund 'seeing' (noun)	Cened	b	b
1st person 'I see'	Cenin	Plural 'We see'	Cenim
2nd person formal 'You see'	Cenil	Plural 'You (all) see'	Cenilir
2nd person informal 'You see'	Cenig	Plural 'You (all) see'	Cenigir
3rd person 'He/she/it sees'	Cên	Plural 'They see'	Cenir
Imperative 'See!'	Ceno	b	b
Present participle 'seeing' (adjective)	Cenol	b	b

Tol- to come (to a place)

Infinitive 'to come'	Toled		
Gerund 'coming' (noun)	Toled		
1st person 'I come'	Telin	Plural 'We come'	Telim
2nd person formal 'You come'	Telil	Plural 'You (all) come'	Telilir
2nd person informal 'You come'	Telig	Plural 'You (all) come'	Teligir
3rd person 'He/she/it comes'	Tôl	Plural 'They come'	Telir
Imperative 'Come!'	Tolo		
Present participle 'coming' (adjective)	Tolol		

You might have noticed that the vowels in I stem verbs change in the same way that we change vowels in plurals. This is generally known as I-affection. If you need a reminder on how they change, revisit lesson 8.

A stem verbs

Aníra- to want/desire

Infinitive 'to want'	Anírad		
Gerund 'wanting' (noun)	Anírad		
1st person 'I want'	Aníron	Plural 'We want'	Aníram
2nd person formal 'You want'	Anírol	Plural 'You (all) want'	Anírolir
2nd person informal 'You want'	Anírog	Plural 'You (all) want'	Anírogir
3rd person 'He/she/it wants'	Aníra	Plural 'They want'	Anírar
Imperative 'Want!'	Aníro		
Present participle 'wanting' (adjective)	Anírol		

Ista- to know

Infinitive 'to know'	Istad		
Gerund 'knowing' (noun)	Istad		
1st person 'I know'	Iston	Plural 'We know'	Istam
2nd person formal 'You know'	Istol	Plural 'You (all) know'	Istolir
2nd person informal 'You know'	Istog	Plural 'You (all) know'	Istogir
3rd person 'He/she/it knows'	Ista	Plural 'They know'	Istar
Imperative 'Know!'	Isto		
Present participle 'knowing' (adjective)	Istol		

A stem verbs are not subject to I-affection, making them much more regular.

What is the difference between the gerund and the present participle?

The only example of an I-stem verb gerund is in the place name **Cabed en-Aras** = Leap of the deer. Note that this is not translated 'Leaping of the deer', but is translated as being a noun, 'Leap'. In English, both the gerund and the present participle are the -ing form of the verb (for example 'walking', 'running', 'talking') and look identical, however if it is the gerund, it is acting as a noun, and if it is the present participle it acts as an adjective.

Sindarin has two distinct forms, so you should never get confused!

Examples:

Sa istad = That is knowing (noun)

I vess istol = The knowing woman (adjective)

Maded maer = Eating is useful (noun)

Aes an vadol = Meat is for eating (adjective)

Further present tense examples

One of the easiest mistakes to make is something like **Im iston** or **Nin iston** to try and say 'I know'. Because of the way Sindarin verbs are constructed, you do not need an extra pronoun as the verb already contains one. Simply say **Iston**. **Im iston** actually means 'I know myself'.

Madol lembas = You eat lembas (formal). Again no need for **le** or **ci**.

Here are some examples of sentences where you **would** use a pronoun:

Len cenin = I see you

Nin istog = You know me

Den aníra = He desires it

Another difference between Sindarin and English (and other languages) is that Sindarin only has one present tense. In English you could say 'I am eating' or 'I eat'. In Sindarin these are both covered by **Medin**.

Similarly 'They are coming' and 'They come' are both **Telir**.

This is an important distinction to make when dealing with Sindarin, as otherwise you are likely to try and make sentences like this: **Ni maded** = I am eating

De toled = He is coming

Why is this wrong? Well although written down, 'Ni maded = I am eating' looks exactly the same as 'Medin = I am eating', they have different meanings. **Ni maded** implies that you, personally, are something called 'eating'.

Lesson 18 - Verbs (Past tense) Parts 1-4

Carrying on with the same I-stem verbs that we looked at for the Present tense (but two different A-stem verbs as *Aníra-* and *Ista-* are irregular in the past tense) let's now look at the past tense. What's known as the 'passive participle' and 'active participle' are rarely used in practice, but I've included them so you have all of the verb forms.

Bear in mind that the 2nd person verb forms are neo Sindarin, but based on the present tense endings from the journal Parma Eldalamberon #17. Please note that the -ch ending previously used by translators is now definitely known (from Vinyar Tengwar #50) to be a first person plural 'we', and not a 2nd person form. This is why I do not use it.

Remember that you must use I-affection when dealing with I-stem verbs!

Part One - Examples

I stem verbs

Mad- to eat

1st person 'I ate'	Mennin	Plural 'We ate'	Mennim
2nd person formal 'You ate'	Menninil	Plural 'You (all) ate'	Menninilir
2nd person informal 'You ate'	Menninig	Plural 'You (all) ate'	Menninigir
3rd person 'He/she/it ate'	Mant	Plural 'They ate'	Mennir
Active participle 'as having eaten'	Módiel	Plural	Módiel
Passive participle 'having been eaten'	Mannen	Plural	Mennin

Cen- to see

1st person 'I saw'	Cennin	Plural 'We saw'	Cennim
2nd person formal 'You saw'	Cenninil	Plural 'You (all) saw'	Cenninilir
2nd person informal 'You saw'	Cenninig	Plural 'You (all) saw'	Cenninigir
3rd person 'He/she/it saw'	Cenn	Plural 'They saw'	Cennir
Active participle 'as having seen'	Cíniel	Plural	Cíniel
Passive participle 'having been seen'	Cennen	Plural	Cennin

Tol- to come

1st person 'I came'	Tellin	Plural 'We came'	Tellim
2nd person formal 'You came'	Tellinil	Plural 'You (all) came'	Tellinilir
2nd person informal 'You came'	Tellinig	Plural 'You (all) came'	Tellinigir
3rd person 'He/she/it came'	Toll	Plural 'They came'	Tellir
Active participle 'as having come'	Túliel	Plural	Tellir
Passive participle 'came'	Tollen	Plural	Tellin

A stem verbs

Lasta- to listen

1st person 'I listened'	Last annen	Plural 'We listened'	Last annem
2nd person formal 'You listened'	Last annenol	Plural 'You (all) listened'	Last annenolir
2nd person informal 'You listened'	Last annenog	Plural 'You (all) listened'	Last annenogir
3rd person 'He/she/it listened'	Last ant	Plural 'They listened'	Last anner
Active participle 'as having listened'	Last iel	Plural	Lest iel
Passive participle 'having been listened'	Last annen	Plural	Lest ennin

Dartha- to wait

1st person 'I waited'	Darth annen	Plural 'We waited'	Darth annem
2nd person formal 'You waited'	Darth annenol	Plural 'You (all) waited'	Darth annenolir
2nd person informal 'You waited'	Darth annenog	Plural 'You (all) waited'	Darth annenogir
3rd person 'He/she/it waited'	Darth ant	Plural 'They waited'	Darth anner
Active participle 'as having waited'	Darth iel	Plural	Derth iel
Passive participle 'having been waiting'	Darth annen	Plural	Derth ennin

If the I-stem verb has two internal vowels, such as **Echad-** = to fashion, make or **Adleg-** = to release, I-affection is usually applied to both.

Examples:

Edlengin = I released, **Adlenc** = He released, **Edlengir** = They released
Echennin = I fashioned, **Echant** = He fashioned, **Echennir** = They fashioned

There are five verbs this does not apply to: **Orthel-**, **Orthor-**, **Oscar-**, **Palandir-** and **Trenar-**. Because the first part of these verbs is a prefix, I-affection does not apply to the first vowel.

Orthellin = I roofed, **Orthell** = He roofed, **Orthellir** = They roofed

Orthernin = I conquered, **Orthorn** = He conquered, **Orthernir** = They conquered

Oscernin = I amputated, **Oscarn** = He amputated, **Oscernir** = They amputated

Palandirnin = I watched from afar, **Palandirn** = He watched from afar, **Palandirnir** = They watched from afar

Trenernin = I recounted, **Trenarn** = He recounted, **Trenernir** = They recounted

Part two - I-stem Consonant changes

As you can see, A-stem verbs have much more regular endings. On the whole, they use the same endings added to the stem, with very little i-affection. We do however have consonant changes to contend with when it comes to the past tenses of verbs - if you look at **Mad-** you see it becomes **Mennin** in the past tense due to i-affection (the same mutation used to make plurals).

Original consonant (from the stem)	Becomes in 1st person past tense	Becomes in 3rd person past tense
B	-MMIN	-MP
D	-NNIN	-NT
DH	-NNIN	-NT
G	-NGIN	-NC
L	-LLIN	-LL
M	-MMIN	-MP
R	-RNIN	-RN
V/F	-MMIN	-MP

Examples

First person	Third person
Cab- = Cemmin (I leapt)	Cab- = Camp (He/she/it leapt)
Ped- = Pennin (I spoke)	Ped- = Pent (He/she/it spoke)
Edledh- = Edlennin (I went into exile)	Edledh- = Edlent (He/she/it went into exile)
Dag- = Dengin (I slew)	Dag- = Danc (He/she/it slew)
Tol- = Tellin (I came)	Tol- = Toll (He/she/it came)
Sam- = Semmin (I thought)	Sam- = Samp (He/she/it thought)
Palandir- = Palandirmin (I watched from afar)	Palandir- = Palandirn (He/she/it watched from afar)
Hav- = Hemmin (I sat)	Hav- = Hamp (He/she/it sat)

Part three - I-stem active participle vowel changes

Original vowel (from the stem)	Changes to
A	ó
E	í
I	í
O	ú

Examples:

Dag- = Dógiel
 Heb- = Hímmiel
 Cil- = Cílliel
 Tog- = Túgiel

Please note that the active participle is the original stem (with the altered vowel) and the ending -iel. **No other changes from Part Two are applied to the stem at this point.**

How do I use the active participle?

The active participle is found in 'A Elbereth'. I have marked it in red.

Silivren penna **míriel** = Crystalline slanting down shining jewel-like

Na-chaered **palan-díriel** = Having gazed afar to the distance

As you can see, it acts as a modifier. In the first line it modifies the verb **Penna-** = to slant down, and in the second line it modifies **Na-chaered**.

Part four - Irregular I-stem verbs

There is a small list of I-stem verbs that take a completely irregular past tense, and so I have listed them below in full. These conjugate normally in the other tenses.

Bal- to rule

I ruled	Avallen	We ruled	Avallem
You ruled (formal)	Avallel	You all ruled (formal)	Avallilir
You ruled (informal)	Avalleg	You all ruled (informal)	Avalligir
He/she/it ruled	Aval	They ruled	Avellir
Passive participle	Avallen	Plural	Avellin

Car- to do, to make

I did	Agoren	We did	Agorem
You did (formal)	Agorel	You all did (formal)	Agorilir
You did (informal)	Agoreg	You all did (informal)	Agorigir
He/she/it did	Agor	They did	Agorir
Passive participle	Agoren	Plural	Agerin

Caw- to taste, choose, select

I chose	Agowen	We chose	Egewim
You chose (formal)	Agowel	You all chose (formal)	Egewilir
You chose (informal)	Agoweg	You all chose (informal)	Egewigir
He/she/it chose	Agow	They chose	Egewir
Passive participle	Agowen	Plural	Egewin

Dew- to fail, to miss

I failed	Edewin	We failed	Edewim
You failed (formal)	Edewel	You all failed (formal)	Edewilir
You failed (informal)	Edeweg	You all failed (informal)	Edewigir
He/she/it failed	Ediw	They failed	Edewir
Passive participle	Edewen	Plural	Edewin

Men- to go, move, proceed in any direction (irrespective of speaker's position or point of thought)*

I went	Evennin	We went	Evennim
You went (formal)	Evennel	You all went (formal)	Evennilir
You went (informal)	Evenneg	You all went (informal)	Evennigir
He/she/it went	Evenn	They went	Evennir
Passive participle	Evennen	Plural	Evennin

Nor- to run

I ran	Onurnen	We ran	Onurnem
You ran (formal)	Onurel	You all ran (formal)	Onurilir
You ran (informal)	Onureg	You all ran (informal)	Onurigir
He/she/it ran	Onur	They ran	Enyr
Passive participle	Onurnen	Plural	Enyrnin

Sav- to have, possess

I possessed/had	Awen	We had	Awem
You possessed (formal)	Awel	You all had (formal)	Ewilir
You possessed (informal)	Aweg	You all had (informal)	Ewigir
He/she/it possessed	Aw	They had	Ewir
Passive participle	Awen	Plural	Ewin

Tog- to lead, bring

I led/brought	Tungen	We led/brought	Tyngem
You led/brought (formal)	Tungenel	You all led/brought (formal)	Tyngenilir
You led/brought (informal)	Tungeneg	You all led/brought (informal)	Ewigir
He/she/it led/brought	Tunc	They led/brought	Tyngir
Passive participle	Tungen	Plural	Tyngin

*Men- is one of two verbs for 'to go' and can be used figuratively, for example:

Menin od i nauth dîn = I go from his thoughts, he and I do not agree

Evennin od i noeth nîn = I moved from my thoughts, I changed my mind

See Lesson 22 for the second verb Gwa- which has a purely literal meaning.

Lesson 19 - Verbs (Past tense) Parts 5-7

This lesson first looks at the endings you need to use with A-stem verbs when the verb you are using has an intransitive meaning, then moves on to some irregular endings you need to be aware of.

Part five - Intransitive endings

What do transitive and intransitive mean?

A transitive verb indicates an action, and it has to have at least one object (I feed **him**, I kicked **it**)

An intransitive verb doesn't have an object (I listened, I smiled)

Some verbs can be either transitive or intransitive depending on the sentence, for example:

I knew / I knew him

She served / She served them

These verbs, the ones that can take either form, are the ones we are looking at. The default verb endings (the ones from Lesson 18) are the transitive endings, and are the ones you will use most often. However if you want to use the intransitive form of these verbs, you need a different set of endings.

Nesta- to heal

I healed	Nestassen	We healed	Nestassem
You healed (formal)	Nestassenol	You all healed (formal)	Nestassenolir
You healed (informal)	Nestassenog	You all healed (informal)	Nestassenogir
He/she/it healed	Nestas	They healed	Nestasser
Having been healed (passive participle)	Nestassen	Plural	Nestessin

Raitha- to try, strive

I tried	Raithassen	We tried	Raithassem
You tried (formal)	Raithassenol	You all tried (formal)	Raithassenolir
You tried (informal)	Raithassenog	You all tried (informal)	Raithassenogir
He/she/it tried	Raithas	They tried	Raithasser
Having been tried (passive participle)	Raithassen	Plural	Raithessin

Examples:

Nestassen min mbar Elrond = I healed in Elrond's house

Den nestannen = I healed him

Raithasser = They tried

Den raithannem = We tried it

As you can see, the intransitive endings are quite simple; instead of an N/NT, they take an S.

Part six - A-stem consonant simplification

Although A-stem verbs do not for the most part have I-affection and consonant changes to worry about, they do have some simplifications to prevent large groups of repeated consonants.

Consonant cluster	Becomes in the past tense	Example
nna-	-nnen	Penna- = Pennen not Pennannen
ida-	-innen	Nimmida- = Nimminnen
ada-	-annen	Gannada- = Gannen Tangada- = Tangannen

Part seven - A-stem irregular verbs

And finally, we come to the (fairly small, panic ye not) group of A-stem verbs that have irregular conjugations *in the past tense*. They are regular in the present tense and the future tense, so please do not try and stick random endings on them! For the true irregular verbs that are irregular in most tenses, please see lesson 22.

The reason that these are important is that to make them regular is the equivalent of saying 'I thought' or 'I drank' in English. You know what the person means, but it isn't the correct formation and it certainly isn't how a native would say it!

Instead of listing the consonant changes in a little table, I'm going to do each verb individually.

As it isn't clear what happens to the 2nd person forms of these verbs, I will treat them as if they were any other A-stem verb, adding the ending onto the 1st person form, so for example:

We take **Ammen** = I refused, and add the second person ending, giving us -

Ammenol = You refused, **Ammenolir** = You all refused, etc.

Aníra- to want

I wanted	Anír nen	We wanted	Anír nem
He/she/it wanted	Anír n	They wanted	Anír ner
Having been wanted (passive participle)	Anír nen	Plural	Anír nin

Tíra- to see, to gaze is conjugated identically to **Aníra-**

Anna- to give

I gave	Ó nen	We gave	Ó nem
He/she/it gave	A un	They gave	O ner
Having been given (passive participle)	Ó nen	Plural	Ó nin

Banga- to trade (transitive/intransitive)

I traded	Bang en /Bangass en	We traded	Bang em /Bangass em
He/she/it traded	Bang c /Bangas s	They traded	Bang er /Bangass er
Having been traded (passive participle)	Bang en /Bangass en	Plural	Bang in /Bangess in

Carfa- to speak (transitive/intransitive)

I spoke	Agarfannen/Agarfassen	We spoke	Agarfannem/Agarfassem
He/she/it spoke	Agarfant/Agarfast	They spoke	Agarfanner/Agarfasser
Having been spoken (passive participle)	Agarfannen	Plural	Egerfennin

Gala- to grow

I grew	Gallen	We grew	Gallem
He/she/it grew	Gall	They grew	Galler
Having been grown (passive participle)	Gallen	Plural	Gellin

Gawa- to disguise, falsify

I disguised	Gonen	We disguised	Gonem
He/she/it disguised	Gaun	They disguised	Goner
Having been disguised (passive participle)	Gonen	Plural	Genin

Groga- to feel terror

I felt terror	Grungen	We felt terror	Grungem
He/she/it felt terror	Grunc	They felt terror	Grunger
Having felt terror (passive participle)	Grungen	Plural	Gryngin

Ista- to know (the transitive form is irregular)

I knew	Sinnen or Istassen	We knew	Sinnem or Istassem
He/she/it knew	Sint or Istas	They knew	Sinner or Istasser
Having been known (passive participle)	Sinnen	Plural	Sinnin

Laba- to hop

I hopped	Lammen	We hopped	Lammem
He/she/it hopped	Lamp	They hopped	Lamber
Having hopped (passive participle)	Lammen	Plural	Lemmin

Loda- to float

I floated	Lunnen	We floated	Lunnem
He/she/it floated	Lunt	They floated	Lunder
Having been floated (passive participle)	Lunnen	Plural	Lynnin

Muda- to labour, work (only has an intransitive form)

I laboured	Mudassen	We laboured	Mudassem
He/she/it laboured	Mudas	They laboured	Mudasser
Having been laboured (passive participle)	Mudassen	Plural	Mydessin

Pada- to walk (on a path)

I walked	Pannen	We walked	Pannem
He/she/it walked	Pant	They walked	Pander
Having walked (passive participle)	Pannen	Plural	Pennin

Síla- to shine with silver light

I shone	Síllen	We shone	Síllem
He/she/it shone	Síll	They shone	Síller
Having shone (passive participle)	Síllen	Plural	Síllin

Toba- to cover, roof over

I covered	Tummen	We covered	Tummem
He/she/it covered	Tump	They covered	Tumber
Having been covered (passive participle)	Tummen	Plural	Tymmin

Sindarin Lessons
I am Thindrim

Lesson 20 - Verbs (Future tense)

Siron: Ivrinel, melethenin, gerin mabeded angin

Ivrinel: Man te?

Siron: Thî i lû tollen goston den mabeded... Ivy, nin bastathog?

Ivrinel: Ai! Athon!

Siron: Ivrinel, my love, I have a question for you

Ivrinel: What is it?

Siron: Now the time has come I fear to ask it... Ivy, will you marry me?

Ivrinel: Ah! Yes, I will!

Until the publication of new material in June 2015 we only knew of one way of expressing the future tense in Sindarin, the verb suffix -atha which means 'will' (I will eat, I will come). We now have three different ways of expressing future intent:

1. The suffix -atha 'will'
2. The auxiliary verb Tol- 'going to'
3. The verb Nîdha- 'to be determined to'

Part One - 'Will'

This uses the same five verbs that we looked at in Lessons 17 and 18. As you can see it is a very regular ending, and identical for both I-stem and A-stem verbs. Until very recently it was thought that a particle *-tha* was suffixed onto the verb, however it transpires that it is in fact an old verb Atha-. Over time this verb became permanently attached to the verb stem and is no longer separable (apart from the previously mentioned forms Athon = I will and Athof = We will that you came across in Lesson 2).

I-affection is no longer required for the vowel of the initial stem of I-stem verbs (e.g. the 'a' in Mad-)

I stem verbs

Mad- to eat

1st person 'I will eat'	Mad athon	Plural 'We will eat'	Mad atham
2nd person formal 'You will eat'	Mad athol	Plural 'You will all eat'	Mad atholir
2nd person informal 'You will eat'	Mad athog	Plural 'You will all eat'	Mad athogir
3rd person 'He/she/it will eat'	Mad atha	Plural 'They will eat'	Mad athar

Cen- to see

1st person 'I will see'	Cen athon	Plural 'We will see'	Cen atham
2nd person formal 'You will see'	Cen athol	Plural 'You will all see'	Cen atholir
2nd person informal 'You will see'	Cen athog	Plural 'You will all see'	Cen athogir
3rd person 'He/she/it will see'	Cen atha	Plural 'They will see'	Cen athar

Tol- to come (to a place)

1st person 'I will come'	Tol athon	Plural 'We will come'	Tol atham
2nd person formal 'You will come'	Tol athol	Plural 'You will all come'	Tol atholir
2nd person informal 'You will come'	Tol athog	Plural 'You will all come'	Tol athogir

3rd person 'He/she/it will come'	Tel atha	Plural 'They will come'	Tel athar
----------------------------------	-----------------	-------------------------	------------------

A stem verbs

Aníra- to want/desire

1st person 'I will want'	Aníra thon	Plural 'We will want'	Aníra tham
2nd person formal 'You will want'	Aníra thol	Plural 'You will all want'	Aníra tholir
2nd person informal 'You will want'	Aníra thog	Plural 'You will all want'	Aníra thogir
3rd person 'He/she/it will want'	Aníra tha	Plural 'They will want'	Aníra thar

Ista- to know

1st person 'I will know'	Ista thon	Plural 'We will know'	Ista tham
2nd person formal 'You will know'	Ista thol	Plural 'You will all know'	Ista tholir
2nd person informal 'You will know'	Ista thog	Plural 'You will all know'	Ista thogir
3rd person 'He/she/it will know'	Ista tha	Plural 'They will know'	Ista thar

I-stem verbs ending in W

There are two I-stem verbs that end in AW: **Caw-** = to taste, choose, select, and **Gaw-** = to howl. These have their own special future tense conjugations.

Please note that **Dew-** = to fail, miss conjugates like any other I-stem verb in the future tense, e.g.

Dewithon = I will fail, **Dewitha** = She will fail.

1st person I will fail, miss I will howl	Cauthon Gauthon	Plural We will fail, miss We will howl	Cautham Gautham
2nd person formal You will fail, miss You will howl	Cauthil Gauthil	Plural You will all fail, miss You will all howl	Cauthilir Gauthilir
2nd person informal You will fail, miss You will howl	Cauthig Gauthig	Plural You will all fail, miss You will all howl	Cauthigir Gauthigir
3rd person He/she/it will fail, miss He/she/it will howl	Cautha Gautha	Plural They will fail, miss They will howl	Cauthar Gauthar

Part Two - 'Tol-' as an auxiliary verb

What is an auxiliary verb? The three most common in English are 'be', 'do' and 'have'. They are also known as 'helping' verbs, as they come before the main verb and help form some of our tenses.

For example (these are all in the past tense):

I was writing, I have been writing, I did write.

Sindarin uses the verb **Tol-** = to come in a similar way but only for the future tense to mean 'going to'.

For example:

Tolen maded = I am going to eat

Tolen toled = I am going to come

Tolen nored roch abarad = I am going to ride a horse tomorrow

Tôl lilthad na i maregen = He will be going to dance at your house

Tôl linnad ennas = She will be going to sing there

Telir farad = They will be going to hunt

As you can see, this uses the present tense form of **Tol-** followed by the gerund of the verb you are going to do. You should have noticed that the 1st person form is **Tolen** instead of the normal **Telin**. We don't know precisely why this is (though it is suspected that it is because this is a different tense and meaning, perhaps a progressive), but this is what was written by Tolkien.

Part Three - The auxiliary verb Nidh-

The final way of expressing future intent is the verb **Nidh-** which means 'to be determined to'.

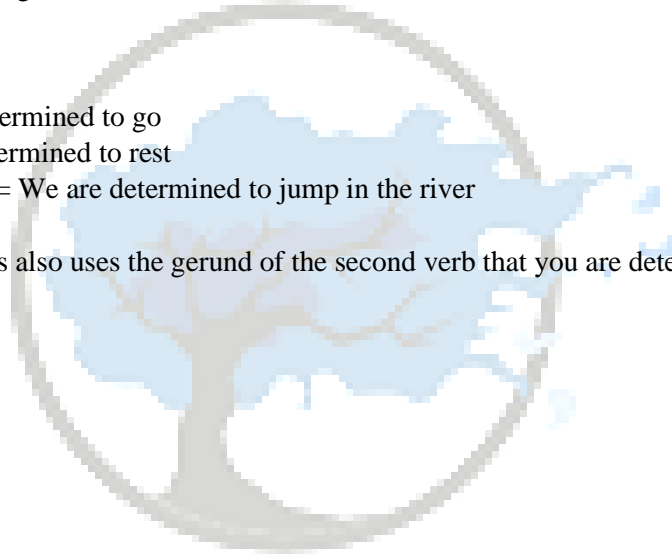
For example:

Nidhin mened = I am determined to go

Nidha postad = He is determined to rest

Nidham cabed min duin = We are determined to jump in the river

Like Part Two above, this also uses the gerund of the second verb that you are determined to do.



Sindarin Lessons
I am Thindrim

Lesson 21 - Conditional tense (future unreal)

This lesson was originally written entirely theoretically, based on my own surmising from Tolkien's work. Since the publication of Vinyar Tengwar #50 however, it looks as if my suppositions about 'aen' have turned out to be correct!

Future unreal = 'could', 'would'. Obviously we already have the basic conditional tense from the word 'If', so this is for more complicated sentences.

This is an idea I had whilst thinking about the King's Letter, the longest Sindarin text, particularly the line: *i sennui Panthael estathar aen* = 'who ought to be called Fullwise'.

Now, if we analyse this sentence, we see we have

i = the relative pronoun, 'who'

sennui = instead/rather

Panthael = 'Fullwise'

estathar = 'will be called'

And then we have *aen* at the end, which to my mind can only be to signify the conditional tense, changing *estathar* - 'will be called' into *estathar aen* - 'could be called'.

As I'm sure you're aware, if you've done much research into Sindarin, *aen* is probably the most controversial word in Sindarin, every scholar has their own thoughts on what it means, and some prefer not to use it at all as we don't know for certain Tolkien's intentions.

Usage

As the only example we have is for the future tense, I will not try and extrapolate it into other tenses. In the King's Letter, *aen* is shown to follow the verb, so here are some examples that follow in the same vein:

Medithon aen = I would eat

Cenithol aen = You would see

Istatha aen = He would know

Telithon aen nad i mar gîn = I would come to your house

Aníram aen lembas = We would want lembas

Lesson 22 - Irregular verbs

N.B - this is for the truly irregular verbs, who like to plague us with their strangeness. For verbs such as *Ista-* etc. which do have changes in their past tense compared to normal A-stem verbs, please see 23.

Part one

Sindarin does not have many (thankfully), but there are some completely irregular verbs which I have listed below in all their forms as when it comes to these, you cannot rely on the normal rules to conjugate them. These must be learnt individually.

<i>Boe</i> = It is necessary to

(m)boe- is another impersonal verb, but a rather odd one. This verb only has one form regardless of tense, and that is *boe*. (Please note the *mb* stem for mutation purposes however!)

Examples:

Boe pedim = It is necessary we speak

Boe i pennim = It is necessary that we spoke

Boe i penitham = It is necessary that we will speak

Elia- = To rain

Gerund 'rain' (noun)*	<i>Eliad</i>
Rain!	<i>Elio!</i>
It is raining	<i>Ail</i>
It rained	<i>Aul</i>
It will rain	<i>Eliatha</i>

*The usual noun 'rain' is *ross*.

Elia- is what is known as an impersonal verb, when we refer to 'it is raining', the 'it' in question is a rather nebulous 'it' (the sky in general). Thus there are no first person forms for this verb, as we only ever refer to weather in such a manner, we do not say 'You are raining'. The English phrase where we might say 'I will rain on your parade' isn't possible in Sindarin.

Gwa- = To go

I go	<i>Gwaen</i>	We go	<i>Gwaem</i>
You go (formal)	<i>Gwael</i>	You all go (formal)	<i>Gwaelir</i>
You go (informal)	<i>Gwaeg</i>	You all go (informal)	<i>Gwaegir</i>
He/she/it goes	<i>Gwa</i>	They go	<i>Gwaer</i>

I went	<i>Anwen</i>	We went	<i>Anwem</i>
You went (formal)	<i>Anwenol</i>	You all went (formal)	<i>Anwenolir</i>
You went (informal)	<i>Anwenog</i>	You all went (informal)	<i>Anwenogir</i>
He/she/it went	<i>Anu</i>	They went	<i>Anwar</i>
Having went (passive participle)	<i>Gwawn</i>	Plural	<i>Gwoen</i>

Gwa- is the second Sindarin verb that means 'to go'. Gwa- is only for purely literal meanings, e.g:

Gwaen na Imladris = I go to Rivendell

Anu na Vordor = He went to Mordor

Gwathon na i falas = I will go to the beach

Gwa- is entirely regular in the future tense.

Part two (theoretical)

This part of the lesson covers my own pet theory regarding i-stem verbs, where two verbs with different meanings should apparently conjugate identically in the present and past tenses.

For example:

Nin cenir = They see me, or They call me?

Han hellin = I lifted that, or I closed that?

Because of i-affection, both the verb Cen- (to see) and Can- (to cry out, call) should become Cenir = They see me/They call me. Similarly i-affection changes both the A in Hal- and the O in Hol- to E, making it Hellin = I lifted/I closed. I find it very difficult to believe that this situation would have actually existed in Sindarin as Tolkien seemingly went to great pains to ensure that collisions in other areas of his language would not occur. For instance, homophone nouns and adjectives in Sindarin can be easily navigated, partly due to the Noun+Adjective word order.

For example:

i ost vrand must mean 'the lofty city' because although there are two words; Brand = Steeple and Brand = Lofty, noble, fine, high here Brand is following the word Ost and it has been mutated, meaning it must be an adjective.

While sentences such as i ethir lim can occur where the meaning could either be 'the swift spy' or 'the swift estuary' (or 'the clear, sparkling spy' and 'the clear, sparkling estuary' as Lim has three homonyms) these are thankfully both relatively rare and also fairly easy to resolve the meaning of with context.

Although there are a small handful of homophone verbs in English (to bear, to bare/to break, to brake) their actual conjugations are differentiated from one another (I bore my burden, I bared my soul/I broke the vase, I braked for the cat). As such, this is my theory that these pairs of i-stem verbs would avoid collision by having a very small number of i-stem verbs that do not undergo i-affection.

First verb (maintains i-affection)	Second verb (retains its stem vowel and doesn't undergo i-affection)
Cen- (to see)	Can- (to cry out, call)
Gar- (to have, hold)	Gor- (to warn)
Hol- (to close)	Hal- (to lift)
Ped- (to say, speak)	Pad- (to step)
Pel- (to fade)	Pol- (to be able to, can)

Three of the verbs were placed in the first column by dint of their stem vowel being E which does not change under i-affection. Gar- and Hol- were favoured over Gor- and Hal- simply because I believe they would be used more frequently.

My proposal is that for the verbs in these pairs, the verbs listed in the first column maintain their

normal conjugations by undergoing i-affection (Cenin = I see, Gerin = I see), and the second verb in the pairs does not (Padin = I step, Polin = I can).

Addendum:

Cab- (to leap) and **Caf-** (to bow)

As **Caf-** is a reconstruction of my own I thought it prudent to look at it separately.

In the past tense, I leapt = **Cemmin**, but if we follow the rules of I-stem verbs, I bowed also = **Cemmin**.

How could we get round this? There is always of course the option that 'we don't', but what about this instead -

David Salo proposes two options for **Haf-** (we are looking at this as it is an I-stem verb which also ends in 'f') which should according to our rules become **Hemmin** (I sat). He offers both **Hemmin** (I sat), and curiously **Hevennin** (I sat). Perhaps then, (while **Cab-** remains **Cemmin** in the past tense), **Caf-** becomes **Cevennin**.



Sindarin Lessons
I lam Thindrim

Lesson 23 - Verbs (Dual)

What is a dual? A dual verb ending refers to exactly two people, and it allows you to say sentences like "You both liked the lembas" or "He and she are both growing roses in their gardens". English has very few words left that have a dual distinction (the most obvious is the word 'both'), but it does exist in other languages like Arabic. The 'we and you' ending in Sindarin is what's known as a trial ending (referring to three items).

These endings can only be used on the Present Tense
Don't forget to apply I-affection to I-stem verbs

Dual endings (I-stem)

We (not you)	-immid
We (and you)	-ingid
You both (formal)	-idhid
You both (informal)	-ich
He/she/it both	-ist

Dual endings (A-stem)

We (not you)	-ammid
We (and you)	-angid
You both (formal)	-adhid
You both (informal)	-ach
He/she/it both	-ast

Examples:

Lastammid na Elrond = We are both (but not you) listening to Elrond

Os-rigimmid loth in yrn = We are both (but not you) twining flowers around the trees

Sabammid an valt = We are both (with you) digging for gold

Ledhingid na Vree = We are both (with you) travelling to Bree (We three are travelling to Bree)

Taethadhid i chebaid lîn = You are both fastening your shoes (formal)

Ceridhid i annabon = You both see the elephant (formal)

Nauthach = You are both thinking (informal)

Gledhich o nad = You are both laughing about something (informal)

Aderthast adh i vuindor dîn = He and she are both reuniting with their brother

Gerist i orn han! = He and him are both holding that tree! (note that the stem Gar- needs to change to Ger before putting the ending on due to the presence of the 'i' in the ending -ist)

Lesson 24 - Sentence structure

Compared to English, the sentence structure of Sindarin can take some getting used to. If you already know another language like French or German however, you may find things like the positioning of adjectives much more familiar!

Adjectives

As you saw in Lesson 12, adjectives follow the noun they describe, mutate with soft mutation and agree with them in number. The adjectives have been marked in red.

Examples:

Orch **um** = An evil orc

I aew **galen** = The green bird

In eryd **vyrn** = The black mountains

Adverbs

An adverb's place in a sentence varies, depending on its function. The sentence structure matches that of English. If it is acting as a modifier on the verb, it will follow the verb and mutate with soft mutation. Adverbs have been marked in red.

Examples:

Edro **hi** = Open now

Gwao **dhad** = Go down

If the adverb is elsewhere in the sentence, no mutation is needed.

Examples:

Sennui Panthael **estathar aen** = Instead he should be called 'Fullwise'

Sí **medin** = Now I am eating

Edregol bain = Especially beautiful

Verbs

Imperative

As you should remember from Lesson 17, the imperative form is e.g. **Isto!** Know! or **Mado!** Eat! When using an imperative the verb comes first, followed by the object which does **not** mutate.

Examples:

Mado i aes! = Eat the meat!

Carfo anin = Talk to me

Isto i vellas in edhil! = Know the strength of the Elves!

No aer i eneth lîn = Be holy thy name (May your name be holy)

Object pronouns

The object of the sentence comes before the verb and is mutated with soft mutation. The object is marked in red.

Examples:

Len **cenin** = I see you

Den **medin** = I eat it

Gin **melannen** = I loved you

Hen **aw** = He possessed this

Nin **dagrathol** = You will battle me

Ven **covathar** = They will meet us

Dative pronouns

Dative pronouns follow a verb, and are placed at the end of a clause or sentence. The pronoun is marked in red.

Examples:

ú-chebin estel **anim** = I kept no hope for myself (Gilraen's Linnod)
Annon Edhellen, edro hi **ammen** = Elvish gate, open now for us (Gandalf's gate spell)
Guren bêd **enni** = My heart speaks to me

Nouns

When a noun acts as the object of a sentence, it follows the verb, and does not mutate. Nouns have been marked in red.


Examples:

Teithathon **parf** = I will write a book
Faron **erai**s = I hunt deer
Aníranne**m laboth** = We wanted a rabbit

When a noun acts as the subject of a sentence, it usually comes before the verb, but it can follow it.

Examples:

Aragorn pent na in edhil = Aragorn spoke to the Elves
Iaul hamp bo i ram = A cat sat on the wall
Tôl acharn = Vengeance comes!



Sindarin Lessons
I lam Thindrim

Lesson 25 - Negation

Ivrinel: Avon meno od i had hen...

Amdiron: Avo no dem. Dadwenithogir na Imladris, a ledhithon na Eryn Lasgalen ned lû thent

Siron: I 'wend vîn breñiatha anuir

Ivrinel: I don't want to go from this place...

Amdiron: Don't be sad. You will all return to Rivendell, and I will travel to the Wood of Greenleaves in a short time

Siron: Our friendship will endure forever

û/ú- = no, not, impossible to do

Important note: **ú-** causes soft mutation on whatever follows it or is attached to it. Whether you use soft mutation on the word following the standalone word **û** is entirely down to your preference as we have no evidence suggesting it should be one way or the other.

The word **û** means both 'no' or 'not' by itself.

Lilthathol? **û** = Do you want to dance? No.

Te û nóruí sír = It is not sunny today.

The prefix form of **û** is **ú-**. When **ú-** is attached to a noun adjective or adverb it gives the opposite meaning of a word:

Nad = Something, but *únad* = Nothing

Beren = Bold, brave, *úveren* = Cowardly

Land = Wide, but *úland* = Not wide, narrow

Please note the difference between **û** + word, e.g. *Te û vrui* = It is not noisy, and **attaching** it to a word which gives you the negated form; *Te ú-vrui* = It is quiet

Attached to a verb, **ú-** gives the meaning of 'impossible to do', i.e. 'cannot, could not', or 'will not' depending on the tense, for example:

Han ú-chedin = I cannot throw that

Den ú-vreniannen = I couldn't endure it

Gin ú-genathon = I will not see you

Ava- = to refuse, don't

In imperative sentences **only**, the verb that follows **Ava-** is mutated with soft mutation.

The verb **Ava-** which means 'to refuse to do something' is usually followed by a second verb, much like auxiliary verbs in English.

When issuing a command it can be used as either the separate word **Avo** or as the prefix **Av-** that attaches to the following verb. In all other cases the second verb takes the infinitive/gerund form and doesn't require mutation.

Attested example:

Avgaro! or *Avo garo!* Don't do it! (*Car-* = to do)

Further imperative examples:

Avdolo! or *Avo dolo!* = Don't come! (*Tol-* = to come)

Avdhadweno! or *Avo dhadweno!* = Don't return! (*Dadwen-* = to return)

Avdhefo! or *Avo dhefo!* = Don't try! (*Def-* = to try)

The only surviving forms of the verb *Ava-* are listed below.

Present tense

Singular	Meaning	Plural	Meaning
Avon	I won't, I refuse	Avam	We won't, we refuse
Avad	Refusal (noun)	.	.

Follow *Avon* or *Avam* with the infinitive/gerund form of a second verb, for example:

Avon maded i aes han! = I refuse to eat that meat, I won't eat that meat!

Avon den cared = I refuse to do it, I won't do it. (remember your object pronoun needs to go before the second verb)

Avon teithad angin = I won't write to you

Avam padrad ennas = We won't walk there

Avam linnad hír = We won't sing today

Avam toled na Imladris = We won't come to Rivendell

Pen- = to lack

Important note: *Pen-* (as both a prefix and a verb) causes soft mutation on the word that follows

As a prefix, *Pen-* means 'less, without', for example *Pen-adar* = Fatherless, or *Pen'-ell* = Joyless. When attached to a noun like this it refers to a complete impossibility.

As a verb, *Pen-* means 'to lack', and is used in Sindarin to say 'have not'.

From the attested example *Penim vast* = We have no bread (we lack bread), we know that the object follows the verb and mutates with soft mutation.

Examples:

Penin vann = I have no food, I lack food

Pên vellyn = He has no friends, He lacks friends

Penir nen = They have no water, They lack water

Pennin chervess = I had no wife, I lacked a wife

Penn degil = She had no pen, She lacked a pen

Penir vegyl = They had no swords, They lacked swords

Do not/Did not?

With the changes to *ú-* and the restrictive usage of *Ava-* how do we translate sentences like 'You don't want to go', 'He doesn't like it', 'She doesn't eat meat' or 'They didn't kill the orcs'?

Questions: Change the verb (or just use *û*)

Onureg na Vree? Did you run/ride to Bree? *û, padrannen* = No, I walked

Den gant? Did he catch it? *û, dannant* = No, it fell

Wanting to do something: Use *Pen-* and the infinitive of *Aníra-*

I don't want to go = *Penin anírad mened* (I lack desire to go)

He doesn't want fish = *Pên anírad an lim* (He lacks desire for fish)

They don't want to fight = *Penir anírad maethad* (They lack desire to fight)

We didn't want to see it = *Pennim anírad den cened* (We lacked desire to see it)

She didn't want to trade to him = *Penn anírad bangad anden* (She lacked desire to trade to him)

X don't/doesn't/didn't Y: 'X is not a doer of Y'

I don't eat meat = *Ni û vador aes* (I am not an eater of meat) [*vador* would be *mador* if you don't want to use soft mutation]

They didn't kill the orcs = **Ti û negnir yrch** (They are not slayers of orcs) [negnir would be degnir]
You don't like roses = **Le û velor meril** (You are not a lover of roses) [please note that this doesn't have the same double meaning as 'lover' in English as Sindarin has separate words for those such as **Melethor**]

The agental or 'doer' suffix is -or. You can add this to the end of any verb stem, just remember to take off the final A of A-stem verbs. For example:

Teitha- 'to write', **Teithor** = Writer

Mib- 'to kiss', **Mibor** = Kisser



Sindarin Lessons

I lam Thindrim

Lesson 26 - 'To be'

One of the most difficult concepts to understand in Sindarin is how the language deals with the verb 'to be'. In English we use the verb 'to be' (highlighted in red in these examples) whenever we say “I **am** a woman”, “You **are** beautiful”, “He **is** happy”. In Sindarin we don't need to use a verb in these sentences as it is part of the nominative pronoun:

Ni **bess** = I am a woman

Ci **bain** = You are beautiful

Te **gelir** = He is happy

Ti **laiss** = They are leaves

If your sentence has a different structure where a pronoun isn't appropriate, you can use the reconstructed verb **Na-** = to be. The only attested forms of this verb are the imperative **No** = Be! and the gerund **Nad** = Something.

This verb was reconstructed by David Salo (the linguist who wrote the Elvish dialogue for the films). As it is nearly entirely reconstructed, you will find that not all people use this verb.

Present tense

I am	Naun	We are	Nam
You are (formal)	Nonol	You all are (formal)	Nenelir
You are (informal)	Nonog	You all are (informal)	Nenegir
He/she/it is	Naw	They are	Nar
Being (adjective)	Naul		

Past tense

I was	Nónen	We were	Nónem
You were (formal)	Nónenol	You all were (formal)	Nónenelir
You were (informal)	Nónenog	You all were (informal)	Nónenegir
He/she/it was	Non	They were	Nar
Active participle	Nóniel		

Future tense

I will be	Nathon	We will be	Natham
You will be (formal)	Nathol	You all will be (formal)	Natholir
You will be (informal)	Nathog	You all will be (informal)	Nathogir
He/she/it will be	Natha	They will be	Nathar

Using Na-

A Gateway to Sindarin suggests two identical forms for 'I am' and 'He/she/it was', one which would be used if the word was 'weakly stressed' and one which would be used if it were 'strongly stressed'. As these are entirely reconstructed I have removed ambiguity and ascribed one form to each to distinguish them.

The present tense of Na- is mostly superfluous. If you wish to use a verb, and say "I am coming" you would simply look for the correct ending on the verb Tol- (**Telin** = I am coming). If you wish to say

"She is there", you would use the nominative pronoun (**Te ennas** = She is there).

Past tense examples (where the sentence contains no verb, and you cannot use a pronoun):

Nónen ennas = I was there

Non gelir = He was happy

Nónem min mbar = We were in the house

Noner adh in Edhil = They were with the Elves

Future tense examples (where the sentence contains no verb, and you cannot use a pronoun):

Nathon naer pe gwaog = I will be sad if you leave

Nathol saig = You will be hungry

Nathogir na 'ondor = You will all be at Gondor

Natha ring abarad = It will be cold tomorrow

Noun [is] adjective

This is for if you want to be able to say something like 'the dog is brown' or 'the men are angry', where a pronoun cannot be used. Compare the following sentences:

i iaul vîw = the small cat

i iaul mîw = the cat is small

i lim valen = the yellow fish

i lim malen = the fish is yellow

As you can see, no word is required for 'is'. Although this may look initially as if you have forgotten to use soft mutation, with context and practice you will be able to tell the difference.



Sindarin Lessons
I am Thindrim

Lesson 27 - Relative pronouns and uncertainty

A relative pronoun is 'that/who/whom/which'. The relative pronoun in Sindarin is **i** for singular and **in** for plural, exactly like the word 'the', except you do **not use soft mutation on the following word** (or nasal mutation if it's plural). The relative pronouns are marked in red.

Attested examples:

i sennui Panthael estathar aen = who should be called Fullwise
ae Adar nín **i** vi Menel = my (our) father who is in heaven

More examples :

Cenin **i** tellinil na Imladris = I see that you came to Imladris
Den cenithon **i** melon = I will see him whom I love
Se **i** mar vi **i** lostam = This is the house in which we sleep

What stops this i from meaning 'the'?

Well, translate the first sentence back, and you would get 'I see the you came to Imladris', which doesn't make sense! As always, context is everything.

How do I know when to use i for who and when to use a man?

This is a good question, and easily answered. **A man** is an interrogative pronoun, used for asking questions. Here, we are not asking anyone a question, and so we use the relative pronoun, **i**.

When/while

The word for when/while is **ir**. The word following ir is not mutated.

Examples:

Istathon **ir** tolog na Lothlorien = I will know when you come to Lothlorien
Farathon **ir** postol = I will hunt while you rest

Where

The word for where is **ias**. The word following ias does not mutate. Remember this is not for questions like "Where is the dog?", only sentences of the type below!

Examples:

Iston **ias** dathog = I know where you stay
I iaul losta **ias** aníra = The cat sleeps where it wants

Uncertainty

We have two methods of expressing uncertainty in Sindarin, and both of them are reconstructed.

If

The word for if is **pe**. The word following pe does not mutate.

Examples:

Pe nin melog, darthathog = If you love me, you will stay
Pe han iestog = If you wish that
ú-'watham **pe** eliatha = We're not going if it rains

You may also see the word **ae** = if used. This was reconstructed by David Salo for the films.

Might, maybe, perhaps

The word for this is *ce*. The word following *ce* does not mutate.

Examples:

Ce eliatha abarad = Perhaps it will rain tomorrow

I orn ce brûn = The tree might be old

I vess ce maethor = The woman might be a warrior

This word was reconstructed from the Quenya word *cé* which means 'may(be)', and is noted as being distinct from *qui* = If. (This is an important distinction because the word *pe* = if that we use in Sindarin was reconstructed from *qui* = If).



Sindarin Lessons
I lam Thindrim

Lesson 28 - Timekeeping

Amdiron: Na van lû gwathogir?

Ivrinel: Gwaem na vniuial abarad. Harthon toled na Lothlorien ned Firith.

Siron: Dadwenitham ned laer!

Amdiron: What time will you go?

Ivrinel: We go at dawn tomorrow. I hope to come to Lothlorien in Fading.

Siron: We will return in summer!

Middle Earth has three main calendar systems: Shire Reckoning, used by the Hobbits; Rivendell Calendar, used by Elves; and the Steward's Reckoning or King's Reckoning, used by Men. As we are mortals, and as the Gondorians spoke Sindarin, this lesson will cover the systems of both Elves and Men.

Days of the week

The Elven day lasted from sunset to sunset, and their weeks lasted for six days. The Númenoreans altered this to a day from sunrise to sunrise, with a week of seven days (like our own). The first day of both the Elven and Mortal weeks correspond to Monday. Some people dispute this and claim that the week actually starts on a Saturday, but I would direct you to [these calculations](#), which are accurate.

Elven reckoning

Minuial = Dawn ('first twilight')

Aduial = Sunset ('second twilight')

Orgilion = 'Day of stars', 1st day of the week (Monday)

Oranor = 'Day of the sun', 2nd day of the week (Tuesday)

Orithil = 'Day of the moon', 3rd day of the week (Wednesday)

*Orgaladh** = 'Day of the tree', 4th day of the week (Thursday)

Ormenel = 'Heaven's day', 5th day of the week (Friday)

Orbelain = 'Day of the Valar', 6th day of the week (Saturday)

*Older Elves would call this day *Orgaladhad* = 'Day of the two trees'.

Mortal reckoning

All of the above, and

Oraearon = 'Ocean's day' 7th day of the week (Sunday)

Lefenar = A week (originally of five days).

This is a very old word that dates back to when some of the Elves lived in Valinor. At this time, the week was five days long.

Festivals and important days

Nost-na-Lothion = Birth of Flowers. This was a festival known to be celebrated in Gondolin (probably heralding the arrival of Spring) but is likely to still be celebrated.

Enedhinor = Middle day of the year (in Gondorian reckoning, the 183rd day of the year)

Durufuin = Yule, 'log night'. This is the winter solstice that we celebrate today around December 21st.

Penninor = Last day of the year (March 20th)

Months and seasons

The Elven year began in spring, and ran for six seasons from spring to spring. Laer and Rhîw are 72 days long, and the other four seasons are 54 days long.

This calendar was changed by the Númenoreans so that the mortal year starts in midwinter (as ours

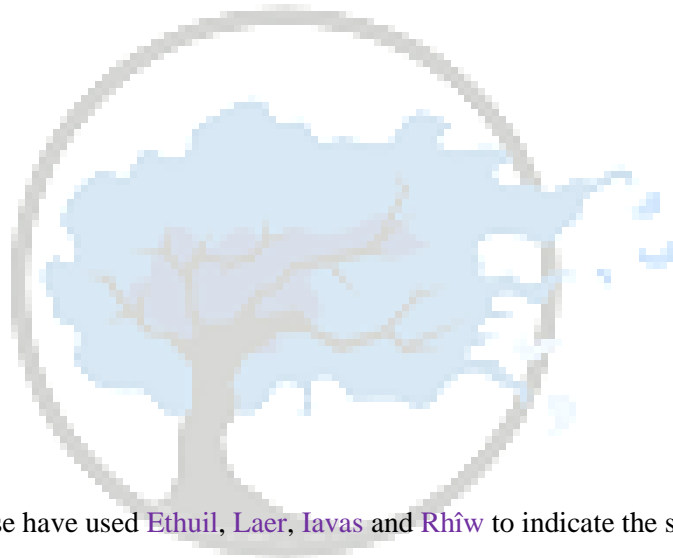
does), and instead of six seasons, they split the year into twelve months. Ten months had 30 days, and the other two had 31.

Elven reckoning

Mininor = First day of the year (March 21st)
Ethuil = Spring (March 22nd - May 14th)
Laer = Summer (May 15th - July 25th)
Iavas = Autumn (July 26th - September 17th)
Enedhoer = Middle days (September 18th, 19th & 20th)
Firith = Fading (September 21st - November 13th)
Rhîw = Winter (November 14th - January 24th)
Echuir = Stirring (January 25th - March 19th)
Penninor = Last day of the year (March 20th)

Mortal reckoning

Narwain = January
Nínui = February
Gwaeron = March
Gwirth = April
Lothron = May
Nóruí = June
Cerveth = July
Urui = August
Ivanneth = September
Narbeleth = October
Hithui = November
Girithron = December



They would also of course have used **Ethuil**, **Laer**, **Iavas** and **Rhîw** to indicate the seasons.

Years

The Elves dealt in both Valian years (where one 'year' is 144 mortal years) and 'sun rounds', which are equivalent to one of our years of 365 days.

Idhrinn or **în** = Year ('sun round', 365 days)
Ennin = Valian Year 'long year' (144 mortal years)
Andrann = Millennium (a cycle of 144 Valian years)

Lesson 29 - Talking about the weather

Sindarin has many words for different types of weather, and coming from Britain as I do, one of the first things people often make small talk about is whether it's raining or not!

Text One - Two Elves are conversing via telepathy...

Amdiron: Suil mellonenin.

Ivrinel: Galu!

Amdiron: Man tolthant i 'waew?

Ivrinel: Aul, ach thî síla i anor. Laug enni.

Amdiron: Ma.

Ivrinel: A gin?

Amdiron: Danna loss, te ring.

Ivrinel: Nae!

Amdiron: Greetings my friend.

Ivrinel: Hello! (A blessing!)

Amdiron: What is the weather like?

Ivrinel: It was raining, but now the sun shines. I am warm.

Amdiron: Good.

Ivrinel: And you?

Amdiron: Snow falls, it is cold.

Ivrinel: Alas!

Vocabulary

Mellonenin = My friend (don't use mellon nîn, the reason why is in a later lesson!)

Man tolthant i 'waew? = How is the weather/What is the weather like? (Literally 'what did the wind bring?')

Aul = it was raining

ach = but

thî = now

síla = shines (part of the verb 'to shine')

Anor = Sun

Laug enni = I am warm (Laug = (it is) warm, enni = to me)

Danna = falls (part of the verb danna-)

loss = snow

Te ring = (it is) cold. You can also say **Ring enni** for 'I am cold'.

Nae = Alas!

Text Two - Two Elves meet on a flet in Lórien

Ivrinel: Man tolthatha i 'waew abarad?

Siron: Alagos tól.

Ivrinel: Na vedui! Boe i ross.

Siron: Tiro! Hunna.

Ivrinel: What will the weather be like tomorrow?

Siron: A storm comes.

Ivrinel: At last! We need the rain.

Siron: Look! It is thundering.

Vocabulary

Man tolthatha i 'waew? = How will the weather become? (Literally 'what will the wind fetch?')

Abarad = tomorrow*

Alagos = storm

Tôl = comes. All you need to know now is that this is the 'he/she/it comes' form of the verb.

Na vedui = At last! (*As in 'ai na vedui Dunadan!' that Glorfindel says in LoTR.*)

i ross = the rain

Tiro! = Look!

Hunna = It is thundering, it thunders

* Reconstructed word



Sindarin Lessons
I lam Thindrim

Lesson 30 – Numbers & Mathematics

There were two different number systems in use in Middle Earth; the duodecimal system (base 12) and the decimal system that we use today. Interestingly Tolkien tells us that although "in Common Eldarin the multiples of three, especially six and twelve, were considered especially important" the decimal system developed first - "and eventually beside the decimal numeration a complete duodecimal system was devised for calculations".

Although he goes on to say that "the special words for 12 (dozen), 18 and 144 (gross) were in general use" we don't have any record of what that special number for 18 might have been in any language. Tolkien further noted that "for general purposes the numeral names were decimal in origin". This is why the numbers for 20, 30 and so on mean 'two tens', 'three tens'.

Cardinals (1-19)

The numbers 13-19 are reconstructed from Quenya.

Sindarin	English
Mín	1
Tâd (Tad- in compounds)	2
Neledh (Nel- in compounds)	3
Canad (Can- in compounds)	4
Leben (Leb- in compounds)	5
Eneg	6
Odog	7
Tolodh	8
Neder	9
Pae (-paen in compounds)	10
Minib	11
ýneg	12
Neleb	13
Canab	14
Lebem	15
Eneph	16
Odoph	17
Toloph	18
Nederph	19

The "in compounds" part should make sense when you now look at the numbers from 20 - 90 and see how they are formed. Instead of Neledhchaen for thirty (a long not aesthetically pleasing word) we have the shorter Nelchaen.

Cardinals (20 onwards)

Originally the word for 'ten' was Cae (-caen in compounds), which is why in the King's Letter Aragorn writes

"a Pherhael ar am Meril suilad uin aran o Minas Tirith nelchaenen ned Echuir"

"to Samwise and to Rose greetings from the King of Minas Tirith on the 30th of Spring"

However later (c. 1967 - 1969, long after the Lord of the Rings was published) Tolkien wrote an essay called The Rivers and Beacon-Hills of Gondor (found in Vinyar Tengwar #42) which includes a long section on numbers. In this he clearly gave the Sindarin for 'ten' as pae (-paen in compounds).

These then, are the deduced numbers 20 - 90 using Tolkien's later material. I suggest that these are for Sindarin as spoken by the Elves, and the original forms as written in the King's Letter are Gondorian Sindarin (see Lesson 39).

Sindarin	English
Taphaen	20
Nelphaen	30
Cambaen	40
Lephaen	50
Enephaen	60
Odophaen	70
Tolophaen	80
Nederphaen	90
*Haran	100
Host	144 (a gross, 12*12)
Meneg	1000

*This word is reconstructed.

Numbers like 33, 67, 82 etc. can be formed like this:

Nelphaen a neledh = Thirty and three (33) *or* Neledh a nelphaen = Three and thirty

Enephaen a odog = Sixty and seven (67) *or* Odog a enephaen = Seven and sixty

Tolophaen a dâd = Eighty and two (82) *or* Tâd a dolophaen = Two and eighty

Ordinals

For any number after 12 you just need to put -ui on the end to form the ordinal, e.g. nederphaenui = 90th

Sindarin	English
Minui	1st
Tadui	2nd
Nelui	3rd
Canthui	4th
Lemui	5th
Enchui	6th
Othui	7th
Tollui	8th
Nedrui	9th
Paenui	10th
Minibui	11th

ýnegui	12th
Taphaenui	20th
Haranui	100th
Menegui	1000th

Using numbers

When we use cardinal numbers in a sentence they come before the noun, like so:

Mîn gaud = One machine

Mîn hadhod = One dwarf

If there's more than one of something, we pluralise the noun as we would normally:

Eneg goed = Six machines

Neder hedhyd = Nine dwarves

If we're using ordinals (1st, 2nd etc.) then they are treated like any other adjective (placed after the noun, with soft mutation):

I 'aud vinui = The first machine

I chadhod dollui = The eighth dwarf

A musing on Elven mathematics

Fractions:

The attested words we have are **Perin** = Half and **Canath** = Quarter

We also have some reconstructions by David Salo for some of the other fractions:

Nelest = Third

Lebent = Fifth

Enaith = Sixth

Odost = Seventh

Tolost = Eighth

Nederth = Ninth

Caerth = Tenth

Addition:

This is not attested anywhere, but I imagine it to be as simple as using the word 'and' in the same way that we can say an addition in English:

Mîn a eneg anna odog = One and six gives seven

Multiplication:

In Parma Eldalamberon #14, we have the following in Qenya:

Hue yullume i hualqe = Twice nine is eighteen, where -lume is a suffix meaning 'times'.

Qenya is the forerunner of Quenya - if we look at the word **Lume** in Quenya, it means 'time', which led me to the following idea, from a reconstructed word of mine: **minlû** = once (literally, one time).

Perhaps therefore, in Sindarin **lû** could be used as a suffix in the same way as lume: **Tad**

tadlû anna canad = Two, two times gives four

Shapes

The attested word we have is **Nelthil** = Triangle, which literally means 'three points', **Nel** + **Till** Using this as a basis, we can reconstruct the following:

Canthil = Quadrilateral

Lebthil = Pentagon
Enethil = Hexagon
Odothil = Heptagon
Tolothil = Octagon
Nederthil = Nonagon
Caenthil = Decagon



Sindarin Lessons

I lam Thindrim

Lesson 31 - Mixed Mutation and 'En'

This is the third type of mutation for you to learn.

Mixed mutation is used for all of the seven prepositions from Lesson 12 that include the word 'the' - **Anin, Ben, En, Erin, Min, Nuin** and **Uin**.

Original letter(s) means 'the first letter(s) of the word following the preposition', e.g.: en + brun = **e-brun**. The original letter is 'b', and the 'n' of **en** does a disappearing act.

The letter changes, e.g. **c** becoming **g** are the same for all words subject to Mixed Mutation, but the table below also shows you how the preposition **En** changes depending on the letter it attaches to.

En is the only one of these seven prepositions to also change its form.

Original letter(s)	With mutation	Example
En + B	E B	e brennil = of the lady
En + C	E G	e gaun = of the prince
En + D	E D	e dae = of the shadow
En + DR	EN DR	en drúedain = of the wild men
En + F	E F	e falas = of the shore
En + G	E G	e gath = of the cavern
En + GL	EN GL	en glamor = of the echo
En + GR	EN GR	en grond = of the club
En + GW	EN GW	en gwaew = of the wind
En + H	E CH	e chalf = of the seashell
En + HW	E 'W	e 'wind = of the twirling
En + L	E L	e laer = of the song
En + LH	E 'L	e 'loss = of the whisper
En + M	E M	e maethor = of the warrior
En + P	E B	e beng = of the bow
En + R	EDH R	edh rant = of the lode
En + RH	E 'R	e 'rass = of the precipice
En + S	E H	e higil = of the dagger
En + T	E D	e dachol = of the brooch
En + TH	E TH	e thavron = of the carpenter
En + TR	EN DR	en drenarn = of the account, tale
En + (m)B	E MB	e mbar = of the house
En + (n)D	E ND	e ndîr = of the man
En + (n)G	E NG	e ngolodh = of the Noldo

Examples using the other six prepositions

Note that the prepositions themselves do not change. Only 'En' does this.

Ben maethor = According to the warrior

Erin orod = On the mountain

Min gath = In the cavern

Nuin nen = Under the water

Uin duin = From the river

Plurals following EN

As mentioned above, En is the only preposition to change its form as well as causing mutation. **If the noun it attaches to is a plural, En changes to In.** This is the same word as the plural 'the' from Lesson 10, and uses nasal mutation. The only way to know the difference in meaning is from context.

Examples:

Pedin i chailf = I speak (of) the seashells

Iston in edain = I know (of) the men

Place names that use EN

If EN is used in a placename, it attaches to the words either side of it with hyphens.

Examples:

Haudh-en-ellas = Tomb of the Elf maid

Bar-en-Danwedh = House of the ransom

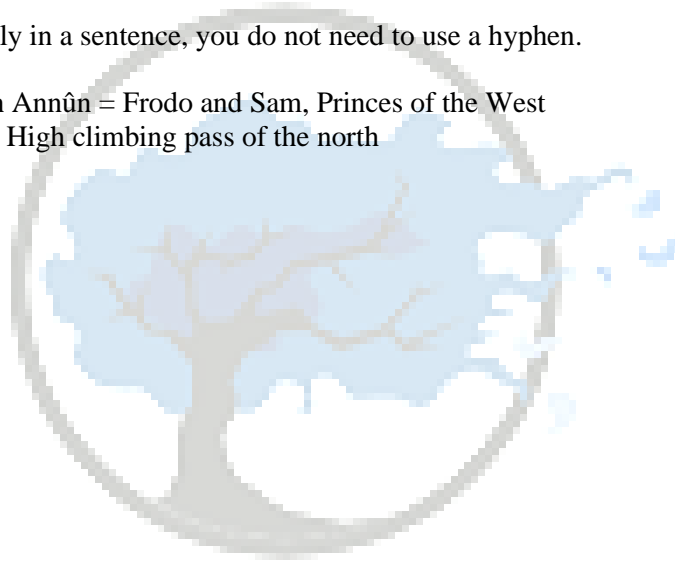
Cabed-en-Aras = Leap of the deer

If it is being used normally in a sentence, you do not need to use a hyphen.

Attested examples:

Daur a Berhael, Conin en Annûn = Frodo and Sam, Princes of the West

Cirith Forn en Andrath = High climbing pass of the north



Sindarin Lessons
I lam Thindrim

Lesson 32 - Plurals (part three) - Class plurals

There are four other plurals in Sindarin - being able to say 'all of something' or 'a group of something', and they are all suffixes, (they attach to the end of the word.)

-ath

This plural ending makes the word mean 'all of the x' and can be used on 'things' as well as peoples. If the word ends in any letter that isn't mentioned in the table below, then you can just add -ath onto it without changing it.

If the last letter(s) is/are	Then change it to (before adding the suffix)
A	O - This becomes OTH not OATH
F	V
M/MP	MM
N/NN	NN
NC	NG
NT	NN
OL	L
S	SS
U	W

Examples:

Feloth = All caves (**Fela** = Cave)

Halvath = All seashells (**Half** = Seashell)

Cammath = All hands (**Cam** = Hand)

Hammath = All garments (**Hamp** = Garment)

Aerlinnath = All holy songs (**Aerlinn** = Holy song, song about the sea)

Angath = All jaws (**Anc** = Jaw)

Pennath = All tales (**Pent** = Tale)

Maglath = All swords (**Magol** = Sword)

Celwath = All springs (**Celu** = Spring)

-rim

This suffix means 'a group of'/'some'/'a tribe of' and is used on nouns.

However, you cannot simply attach -rim onto the end of any noun, it has its own mini set of rules to follow.

Any word that ends in a letter not mentioned in this table below can simply have -rim added to it.

If the last letter(s) of the word are	Then the suffix becomes
L	-lim
N/NN (derived from an older ND ending)	-ndrim
N	-dhrim
NT	-ndrim
S/SS/ST	-thrim

Examples:

Onodrim = A tribe of Ents (**Onod** = Ent)

Edhellim = A group of Elves (**Edhel** = Elf)

Rododhrim = A group of Ainur (**Rodon** = Ainu)

Dethrim = A group of young women (**Dess** = Young woman)

How do I know if a word has an older ND ending?

The only way to know this is to check the dictionary to see if it has an older Noldorin version in brackets after it, like this:

talagan (N. talagand) n. harper

Because the older version of the word ended in ND, it means that when -rim is added to this word it becomes **Talagandrim** = A tribe of harpers.

-hoth

This suffix means 'host', and is invariably used for 'evil' peoples. It has no rule to follow and can just be added onto the end of a word.

Example:

Glamhoth = 'noisy host' (Orcs).

-waith

This suffix simply means 'people' or 'peoples', and can only be used for Free Peoples (Elves, Men, Dwarves etc. - no evil peoples, orcs and the like). It also has no rule to follow, just add the suffix.

Example:

Forodwaith = North peoples, (Northmen)

Sindarin Lessons
I lam Thindrim

Lesson 33 - Possessive suffixes (diminutive)

Possessive suffixes

Singular	Meaning	Plural	Meaning
-enin	My	-emen	Our
-egen	Your (informal)	-egenir	Your (informal)
-elen	Your (formal)	-elenir	Your (formal)
-ed	His/her/its	-ent	Their

Examples:

Hervenned = Her husband

Nanethegen = Your mother

Hûemen = Our dog

Ionent = Their son

What is a possessive suffix?

A possessive suffix is an alternative to using the possessive pronouns in Lesson 22, where instead of surrounding the word with the pronoun, the ending is attached to the word.

Attested words with possessive suffixes in Sindarin include:

lammen = my tongue (from Gandalf's invocation outside Moria, 'lasto beth lammen')

guren = my heart

This is not just an alternative way of writing it however, it gives the sentence a subtly different shade of meaning, as you are using a diminutive.

If Gandalf said 'lammen', why does the table above indicate it should be 'lammenin'?

This is a very good question, and if you own a copy of PE17 I will refer you to page 46.

It seems that Tolkien considered there to be 'older Sindarin' versions of these suffixes, which includes the -en seen in the Lord of the Rings. The table above shows the 'newer Sindarin' equivalents that Tolkien wrote down.

What is a diminutive?

If you want to say something like 'my love' when talking to your partner, then what you wouldn't do in Sindarin is write **i veleth nîn**. Instead, you would write **melethenin**.

Why?

To say **i veleth nîn** implies that you own them (it is after all a possessive pronoun, **my** book, **your** pen).

When would it be used?

The diminutive is the English equivalent of an endearment, and would be most used when talking about family members, or pets (in other words, people or things you care about).

Diminutive suffix

There is an alternative form of the diminutive, which is to use the suffix -ig/-eg.

Attested examples:

Emig = play name for the index finger

Fileg = little bird

Gwinig = play name for the little finger

Lebig = little finger
Nenig = drop of water
Nogotheg = little dwarf

An identical suffix is also used to indicate the singulars of some older words (don't confuse the two):

Lhewig = one ear (Lhaw = ears)

This suffix is for saying things like 'my little x', so instead of saying melethenin, you could say melethig = my love.

Usage

To add the diminutive suffix to a word, you need to look at the final vowel (or diphthong) in the word. This can be added to any word, even if it ends with a vowel (it may look odd, but it will sound fine).

-IG

Add -IG if the final vowel is AE, AI, E, I, EI or OE

Example:

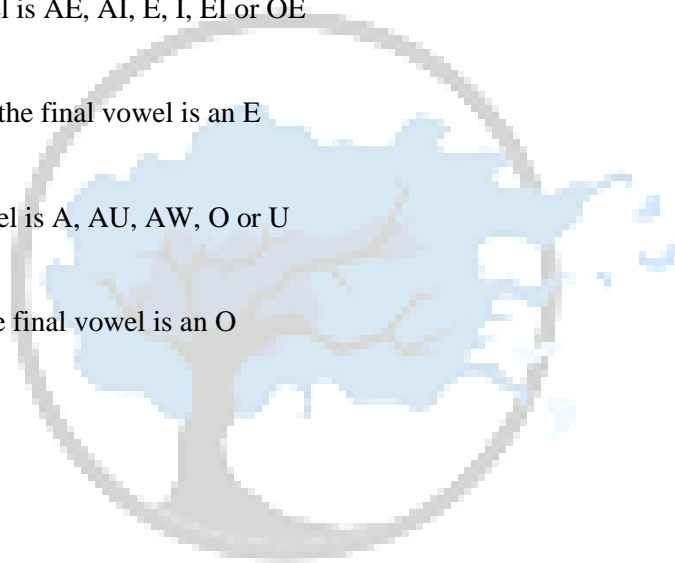
Hervenn = Hervennig as the final vowel is an E

-EG

Add -EG if the final vowel is A, AU, AW, O or U

Example:

Mellon = Melloneg as the final vowel is an O



Sindarin Lessons
I lam Thindrim

Lesson 34 - Comparatives & Superlatives

Comparatives

What is a comparative?

Comparatives in English tend to have an -er ending or use the word 'more' - Taller, Stronger, Higher.

She is taller than her sister.

He is better at football than his friend.

I am more confident than her.

Unfortunately Sindarin doesn't have a comparative ending, so to translate a sentence like the ones above we need to use the preposition word **athan** to compare two things.

To translate the sentence 'A woman is more beautiful than an Elf' you need to first turn it into the Sindarin equivalent, which is either

Bess sâf vainas athan i vainas Edhel = A woman has beauty beyond the beauty of an Elf

or

Bess sâf vainas athan edhel = A woman has beauty beyond an Elf

Examples:

He is older than me = **Sâf îñ athan i îñ nîn** (He has years beyond my years)

I am happier today than yesterday = **Sevin gell athan i 'ell awen gîr** (I have joy beyond the joy I had yesterday)

The sea is colder than the river = **I aear sâf ring athan i ring e-gelon** (The sea has cold beyond the cold of the river)

The grass is greener here = **I 'lae si sâf calen athan i 'lae ennas** (The grass here has green beyond the grass there)

Superlatives

What is a superlative?

If you wanted to pay a compliment to a craftsman, you could say he is 'very skillful', or you could say he is 'the most skillful' - the latter is a superlative. Let me give you some examples, the superlative is on the right:

Great - Greatest

Good (at something) - Best (at something)

Very - Most

Brave - Bravest

To turn a Sindarin word, such as **beren** (brave/bold) into bravest/boldest, we do the following:

If the word starts with a vowel, **apart from u** we add **Rau-** to the front of the word, and then apply soft mutation to the word.

If the word starts with any other letter, **including u** we add **Ro-** to the front of the word, and then apply soft mutation.

For example:

Ro+Beren = **Ro-veren** = Bravest/boldest

Ro+Bain = **Ro-vain** = Most beautiful

Rau+Eden = **Rau-eden** = Newest

Ro+Faeg = **Ro-faeg** = Meanest, baddest

Lesson 35 - The Abstract Suffix

The abstract suffix is one of the most useful tools I have found for creating non attested words from already existing Sindarin words. It can be used on nouns, adjectives and verbs, and I shall attempt to illustrate the point of it below with some attested examples.

Sindarin word	With the abstract suffix becomes
Aeg (point)	Aegas (mountain peak)
Bain (beautiful)	Bainas (beauty)
Gala- (to grow)	Galas (growth, a plant)
Ovor (abundant)	Ovras (crowd, heap)
Pent (tale)	Pennas (history)
Rîn (remembrance)	Rînas (memory)

Once you get the hang of using it, the abstract suffix is a powerful tool to help you with translations. Adjectives and verbs are relatively straight forward - take an adjective such as **hand** = intelligent, and it becomes **hannas** = intelligence, understanding.

Nouns are a little less easy to treat. The abstract version of a noun becomes a greater version of the original, for example: **hûb** = a harbour becomes **hobas** = harbourage or **ind** = inner thought, meaning becomes **innas** = will.

Creating words with the abstract suffix

The abstract suffix is **-as**. The rules for using it are the same as for the suffix **-ath** (change the last letter if you need to before attaching the abstract suffix). If you have forgotten the rules for **-ath**, check back through to lesson 27.

Sindarin Lessons
I lam Thindrim

Lesson 36 - Futher suffixes (-eb, -on, -red, -ren, -ui and -weg)

By now (with the aid of a good dictionary to fill in some of your knowledge of vocabulary) you should be able to put sentences together with a degree of competency.

These suffixes help to fill some of the gaps in the attested word lists, and much like the Abstract Suffix in the previous lesson, allow you to use existing rules to do this.

-eb

This is just listed by Tolkien as 'an adjectival suffix' but it may mean 'full', e.g. **Aglar** = Glory, **Aglareb** = Glorious (full glory). It is a much less commonly used suffix than **-ui**, and I wouldn't advise that you commonly use this for reconstructions.

Attested examples:

Aglareb = Glorious, brilliant

Ereb = Single, alone, lonely

Fíreb = Mortal

Gortheb = Horrible

Maecheneb = Sharp-eyed

-on

This is known as the 'augmentative suffix', and is used to make a noun into a bigger version. (Do not confuse this with the abstract suffix, this is **only** for making things physically larger). This suffix is quite limited in its usage.

Attested examples:

Ardh = Realm, region, but **Ardhon** = Great region, great province (the world)

Aear = Sea, but **Aearon** = Ocean

-red

This suffix means 'Ornamentation, highlighting, with the intimation of being fair, used especially on colours and shapes'. This isn't a suffix that exists in English and Tolkien left no attested examples; just a paragraph describing how to use it.

How to add the suffix:

There are no rules of any sort attached to the information (as there are no words listed using this), but we can make some fairly easy inferences, based on how other suffixes attach to words (such as **-rim** and **-ren**).

If the word ends in an **L**, add **-LED**

If the word ends in an **S**, remove it and add **-THRED**

If the word ends in anything else, add **-RED**

Peng garanred = A bow with red ornamentation/red detail (highlights)

Sigil vorn adh valenred = A black necklace (or dagger) with yellow ornamentation/yellow detail (highlights).

Adab adh rendred = Building with circular detailing (with the intimation of carving)

Hebaid adh glothred = Shoes with white (as snow) ornamentation

-ren

This is a suffix that means 'of' or 'like' and is very commonly used. You can use this for reconstructions very easily. In older Noldorin words this appears as **-rin** (e.g. **Doriathrin**, **Palathrin**). For normal reconstructions, always use **-ren**!

Attested examples:

Angren = Of iron

Celebren = Silvery (of silver)

Gondren = Stony (of stone, like stone)

Mallen = Golden (of gold, like gold)

This suffix can be used on any noun or verb, and is the equivalent of -LY or -Y on the end of an English word.

How to add the suffix:

On a noun -

If the word ends in an **L**, add **-LEN**

If the word ends in an **S**, remove it and add **-THREN**

Otherwise, add **-REN**

On an I stem verb -

Take the basic stem (e.g. Ped-, Cen-, Car-) and add the suffix as above

On an A stem verb -

Remove the vowel (e.g. Lost instead of Losta-) and add the suffix as above.

Reconstructed examples:

Gais = Steel (**Gaithren** = Of steel, steely)

Horthren = Speedily (**Hortha-** = To speed, urge on)

Laegren = Keenly, sharply (**Laeg** = Keen, sharp)

-ui

This suffix is attested to work with both I stem verbs and nouns. It is the equivalent of the English -able or -ible on the end of a word, or to say 'of xyz' (Breakable, Horrible). It is the most common adjectival suffix in Sindarin.

Attested examples:

Fanui = Cloudy (of clouds)

Gwathui = Shadowy

Melui = Loveable

Lithui = Ashen (of ash)

Rustui = Of copper

úvelui = Unloveable

Reconstructed examples:

Gilui (Elui) = Starry

Rúthui = Angry

-weg

This suffix means 'active in doing', or to add the English **-ful** or **-ive** on the end (Awful, Hateful, Delightful, Protective, Narrative etc.)

Attested examples:

Carweg = Active, busy (from the I stem verb Car- = to do)

Madweg = Gluttonous (from the I-stem verb Mad- = to eat)

Pedweg = Talkative, active in saying (from the I stem verb Ped- = to talk)

Reconstructed examples:

Nathaweg = Helpful

Gellweg = Joyful

Hannweg = Thankful



Sindarin Lessons

I lam Thindrim

Lesson 37 - How to make names (part one): compounds

If you would like to create a Sindarin name (for either a person or a place) but don't know where to start, this lesson will take you all through the stages you need.

Names in Sindarin are compounds, which means they are made up of multiple parts, or elements (words). They can be made of two (most commonly), three (rarer but still several examples) or four (one example only) words.

Two element examples:

Elrond (El + Rond) 'Star dome'

Arwen (Ar- + Gwend) 'Noble maiden'

Glorfindel (Glaur + Findel) 'Golden hair'

Three element examples:

Arfeiniel (Ar- + Fain + -iel) 'Noble white lady'

Galadriel (Galad + Rî + -iel) 'Glittering crowned maiden'

Erchamion (Er + Cam + -ion) 'One handed man'

Four element example:

Nanduhirion (Nan + Dû + Sîr + -ion) 'Vale of dim streams'

With very few exceptions (such as Pelargir and Mindolluin) names for both people and places created from three elements are made from two nouns and a suffix. You can find all of the suffixes in Lesson 38.

As there is only one example of 4 elements being used in a name I suggest you stick to 2 or 3 for your own names

Unlike the rest of Sindarin, where adjectives always follow their nouns (e.g. Roch rosg = A brown horse) names follow English convention and usually place adjectives first (e.g. Mithrandir 'Grey pilgrim'). In cases where the result didn't fit Tolkien's aesthetic he would sometimes place adjectives second (e.g. Mablung 'Heavy hand'). This does give you some flexibility in combining names if you prefer one way round to the other.

Letter changes when combining words

Tolkien used mutations for - among other reasons - to make Sindarin more aesthetically pleasing. When he created names he employed similar rules; you can very rarely simply put two words together and not have to change them.

The following tables are a series of steps you need to go through to make sure your names match Tolkien's rules; go through them **in the order they are listed**.

Step One

If the first letter(s) of the second word is/are:	Then they become:
B	V if the first word ends in an R B remains if it follows anything else
C	G
CH	H
D	DH if the first word ends in a vowel or an L and a preceding vowel D remains after other consonants
G	Usually lost (don't bother with putting in a ')
GR	R
GL	L
GW	W
H	CH if the first word ends in a vowel or after R
LH	L
M	V W if the first word ends in a LW or L
ND	NN if the first word ends in a vowel
P	B
R	R Can change to L if the first word ends in an L
RH	R
S	H
T	D/TH
(m)B	M
(n)D	N

Step Two

If the last letter(s) of the first word is/are:	Then they become:
B	PH if the second word starts with a S or H
CH	H
D	TH if the second word starts with a S or H
DH	Disappears before M, N, TH. TH if the second word starts with a H D if the second word starts with a C, G or GL
G	CH if the second word starts with a S or H
LL	L if the second word starts with a consonant
MP	M if the second word starts with a B, D, L, T, R
N	DH if the second word starts with a R apart from the word Aran L if the second word starts with an L

ND	N if the second word starts with a consonant <i>apart from B, P, M</i> M if the second word starts with a B, P or M ND remains if the second word starts with an R
OL	LA
S	SS if the second word starts with a vowel TH if the second word starts with a L or R
ST	S if the second word starts with a C, G, F TH if the second word starts with a L or R

Step Three

If the first element of the compound contains	Then they become:
AEA	AE
ARA	RA
AU	A/O

Step Four

If the last element of the compound contains	Then they become:
AU	O

Step Five

If the last letters of the second word are	Then they become:
AW	OF
LL	L
LT	L
ND	NN
NW	N
MP	M
RN	R
ST	S

Step Six

Finally, shorten your vowels.

â ê î ô û become a e i o ú

e.g.

Dúnadan (from Dûn + Adan)

Anglachel (from Ang + Lach + êl)

Lesson 38 - How to make names (part two)

Lesson 37 taught you the rules that allow you to properly compound two or more words together into one name.

In many names (of both people and places) the final element is a suffix. These can indicate gender, familial relationship, or something more physical such as 'land' or 'field'.

None of these suffixes require you to change the name you are attaching them to in any way, however sometimes the suffixes themselves change.

Suffixes for people

Female name suffixes

Suffix	Meaning
-il	Female
-el	Female
-eth	Female
-wen	Maiden
-iel/-iell	Daughter of
-ien	Daughter of

Some attested examples:

Ar-feiniel = Noble white lady

Arien = Sun/Fire maiden (a Maia)

Eärwen = Sea maiden

Morwen Eledhwen = Dark maiden Elf maiden

Male name suffixes

Suffix	Meaning
-dir	Man
-ion	Son of
-on	Male

Some attested examples:

Brandir = Noble/high/exalted man

Curunir = Wizard (man of skill)

Daeron/Dairon = Shadow of trees

Ecthelion = Spearpoint son

Eldarion = Son of the Elves

Try not to mistake the -ion suffix meaning 'son of' for the place name suffix found in places like Eregion.

The suffix *-dir* can change to *-nir*. From attested names, we know it does this after U and G, in *Curunir* (*Curu* + *-dir*) and *Dagnir* (*Dag* + *-dir*). We also know that following D, L, N and R it remains *-dir*, in *Brandir* (*Brand* + *-dir*), *Hatholdir* (*Hathol* + *-dir*), *Thorondir* (*Thoron* + *-dir*) and *Herdir* (*Hfir* + *-dir*).

Gender neutral suffixes

Suffix	Meaning
-ben	Someone (note this takes the mutated form <i>ben</i> not <i>pen</i>)
-(n)dil	Friend (of x)
-or	Doer (of x)
-wi	Person of

Gender neutral suffixes often turn a noun into a profession.

Some attested examples:

Orodben = Mountaineer (*Orod* + *-ben*)

Bachor = Pedlar, trader (*Bach* + *-or*)

Badhor = Judge (*Badh* + *-or*)

Suffixes for places

Suffix	Meaning
-bel	-ham (homestead, village, settlement)
-dor	Land
-ian(d) pl. -ien	Land, country, wide region
-ion	Region, land (from <i>iaun</i> meaning 'roomy, vast, wide')

Some attested examples:

Calembel = Greenham

Gondor = Stone land

Mordor = Black land

Rohan = Horse country

Eregion = Holly region (*Hollin*)

Rhovanion = Wilderland

The suffix *-ham* is found in many place names in England, e.g. Birmingham Rotherham and Nottingham and etymologically is an ancestor of the modern word 'home'.

-ian or *-iand*?

As you can see, the suffix *-ian(d)* has a plural form, meaning 'lands'.

Some attested examples:

Anorien = Sun lands

Lórien = Golden lands

In modern Third Age Sindarin, the suffix is *-ian* (pl. *-ien*). If you are creating a First Age Sindarin place name, you would use the older form of the suffix which is *-iand*.

Some attested examples:

Beleriand = Land of the Valar

Ossiriand = Land of seven rivers (an area of Beleriand).

Although -ian(d) and -ion look very similar they have different origins. The suffix -ian(d) is the original, purer Sindarin; -ion came later as a result of the language being influenced by the Noldor in the period known as Exilic Sindarin.

Naming weapons

With the exception of Grond and Aeglos, all weapon names are made of two elements and none have more than two.

I would suggest you do likewise and do not use more than two elements in your weapons' names. Tolkien's names are quite simple and often incorporate a colour ('black' in Mormegil), material ('iron' in Angrist et al), a straightforward description of how they look e.g. Ringil "glittered like ice" or what they were designed for (Orcrest, Dagmor, Glamdring). Incorporation of a weapon noun is common, such as Megil (Sword) in Mormegil or Crist (Cleaver) in Angrist and Orcrest.

Attested weapon names:

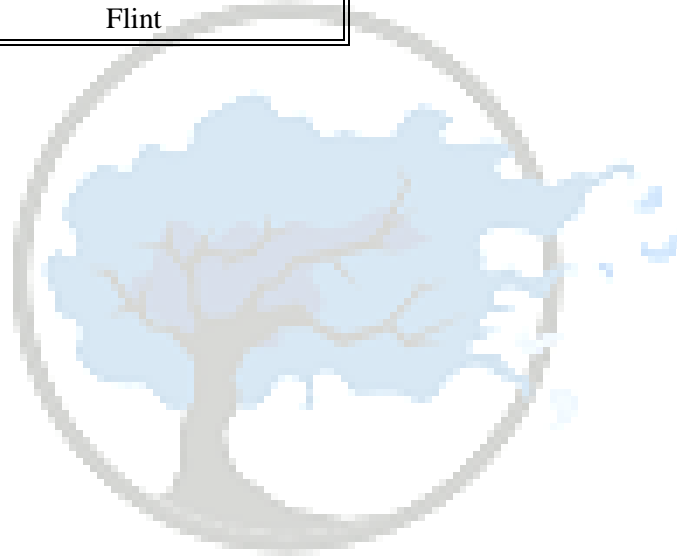
- Aeglos (Icicle)
- Anglachel (Iron of the flaming star)
- Angrist (Iron cleaver)
- Anguirel (Iron of eternity)
- Aranrúth (King's Ire)
- Dagmor (Slayer of darkness)
- Glamdring (Foe hammer/Beater)
- Grond (Club)
- Gurthang (Iron of death)
- Hadhafang (Throng cleaver)
- Mormegil (Blacksword)
- Orcrest (Goblin cleaver/Biter)
- Ringil (Coldstar)

Weapons

Sindarin	Meaning
Aith	Spearpoint
Crist	Cleaver, sword
Dring	Hammer
Ecthel	Spearpoint (thorn)
Grond	Club
Hathol	Axe-blade, broadsword-blade
Lang	Cutlass
Megil	Sword
Peng	Bow
Pilin	Arrow
Sigil	Dagger

Materials

Sindarin	Meaning
Ang	Iron
Celeb	Silver
Gaes	Steel
Galvorn	Black metal designed by Eöl
Malt	Gold
Mithril	True-silver
Raud	Metal
Rust	Copper
Thinc	Flint



Sindarin Lessons

I lam Thindrim

Lesson 39 – Gondorian and Mirkwood Sindarin

No language stays unchanging, even one used by as people as long lived by the Elves. This lesson details some of the major changes that occurred over time, particularly those made by Men to help them pronounce it more easily. The vocabulary tables are **not exhaustive**.

Mirkwood Sindarin

The first and easiest change to remember is a simple one used by the Elves of Mirkwood, and we know of this due to a letter written by Tolkien in which he details the phonology of Legolas' name.

Diphthong in normal Sindarin	Becomes in Mirkwood Sindarin
AE	E

As you can see from the table above, in Mirkwood, all words that normally have an AE diphthong, for example: **Laeg**, **Aeg** and **Aep** are instead spelt and pronounced **Leg**, **Eg** and **Ep**.

Gondorian Sindarin sound changes

Medial CH -> H (potentially also late Third Age Elven Sindarin)

If a CH arises due to mutation (e.g. from a prefix being added to a verb) this rule does not apply e.g. Adchedin = I throw again

This change is one that happened in the Third Age, and is only for words that have a 'medial' CH (in the middle of the word).

We know this is a late change from the name Elrohir - had he born before the Third Age his name would have been Elrochir. This is listed by some people as a change only used in Gondorian Sindarin as opposed to the Sindarin of the Elves (we know from the appendices to the Lord of the Rings that the Gondorians softened the CH to an H as they found it difficult to pronounce), but Elrohir's name would point against this, given that he was born in the year 130 of the Third Age, only 251 years after the founding of Gondor.

Early form	Later form	English meaning
achad	ahad	Neck
achar-	ahar-	To avenge
bachor (mbachor)	bahor (mbahor)	Pedlar, trader
echad	ehad	Camp
Forochel	Frohel	Home of the Lossoth
rochir	rohir	Horse lord
tachol	tahol	Brooch

Final CH -> C (Gondorian Sindarin only)

As we know, the Gondorians struggled with the pronunciation of the Sindarin CH sound, and softened it to an H in the middle of a word (see above). When a CH appeared at the end of a word, such as in **Bach** or **Melch**, the Gondorians hardened the sound to a Sindarin C, giving us **Bac** and **Melc**. This is the full list of the words that this change affects.

Elven form	Gondorian form	English meaning
Ach	Ac	But
Carach	Carac	Jaw, row of teeth
Lach	Lac	Leaping flame
Nínholch	Nínholc	Onion
Orch	Orc	Orc
Sarch	Sarc	Grave
Telch	Telc	Stem (of a plant), leg

Y -> I (Gondorian Sindarin only)

Another sound that Men as a whole struggled with is the Sindarin vowel Y, so to make life easier for themselves, they changed it to a sound they could pronounce, the Sindarin I.

This includes all words who when pluralised contain a Y, for example:

Emlyg (dragons) becomes **Emlig**

Cyrf (rings) becomes **Cirf**

Gondorian Cardinal Numbers (10-90)

All other cardinal numbers are the same as those in Lesson 30.

Sindarin	English
Cae	10
Tadchaen	20
Nelchaen	30
Cangaen	40
Lebgaen	50
Enegaen	60
Odogaen	70
Tologaen	80
Nederchaen	90

Gondorian Ordinal Numbers (20-90)

If the number is a multiple of 10 (i.e. it contains or would contain the word Caen) instead of adding -ui to it, you need to add -en. For all other numbers use the forms given in Lesson 30.

Sindarin	English
Tadchaenen	20th
Nelchaenen	30th
Cangaenen	40th
Lebgaenen	50th
Enegaenen	60th
Odogaeenen	70th
Tologaenen	80th
Nederchaenen	90th

Elision in Gondorian Sindarin

We have one example of elision in Gondorian Sindarin which did not occur in the Sindarin of the Elves.

Aglar 'ni Pheriannath = Glory to the Halflings. Here the elision is anin = to the, which has become 'ni = to the.



Sindarin Lessons
I lam Thindrim

Lesson 40 – Doriathrin Sindarin

What is Doriathrin?

The Sindarin language has a rather complicated history, but Doriathrin Sindarin is one of the most original, pure forms. It stems from the First Age and was the language of the people of Doriath, the Sindar, who were led by Thingol and Melian the Maia.

You have been taught to use the pronouns *Le*, *Len*, *Lîn* and the verb endings *-ol/-olir* in this course for the formal second person. This is the 'modern' Sindarin usage, and correct for a speaker from the Third Age onwards. Doriathrin uses a slightly different set of pronouns and endings.

Pronouns

Nominative	Object	Possessive
De = You are (formal)	Den = You (formal)	i ... dhîn = Your (formal)

Pronominal suffixes

Singular	Meaning	Plural	Meaning
-en	My	-em	Our
-eg	Your (informal)	-egir	All of your (informal)
-edh	Your (formal)	-edhir	All of your (formal)
-ed	His/her/its	-ent	Their

Verb endings

I-stem

Present Tense	Ceni = To see (infinitive)	Cenidh = You see (formal)	Cenidhir = You all see (formal)
Past Tense	-	Cennidh = You saw (formal)	Cennidhir = You all saw (formal)
Future Tense	-	Cenathodh = You will see (formal)	Cenathodhir = You will all see (formal)

A-stem

Present Tense	Anírodh = You desire (formal)	Anírodhir = You will all desire
Past Tense	Anírrannenodh = You desired	Anírrannenodhir = You all desired
Future Tense	Anírathodh = You will desire	Anírathodhir = You will all desire

The infinitive form of the verb is the base stem of the verb prefixed with 'to', e.g.: 'to ride' (She wanted to ride). In Doriathrin Sindarin only I-stem verbs have this change to the conjugation of the infinitive. Some verbs have changed their endings over time to become more regular. These are the past tenses of Soga- and Thora- that an older speaker of Sindarin would use and as you can see, they're irregular. A younger speaker would use the regular A-stem past tense endings (Thorannen = I fenced in, Sogannen = I drank, etc.)

Soga- to drink

I drank	Sungen	We drank	Sungem
He/she/it drank	Sunc	They drank	Sunger
Having been drunk (passive participle)	Sungen	Plural	Syngin

Thora- to fence (in)

I fenced	Thoren	We fenced	Thorem
He/she/it fenced	Thaur	They fenced	Thorer
Having been fenced (passive participle)	Thoren	Plural	Therin

Negation

Tolkien tells us that in archaic Sindarin and verse, the Elves used an alternative form of the negative *ú* = no, not where it acted as a verb, *ú-*. The second verb takes the bare stem, e.g. *ped* from *Ped-* or *losta* from *Losta-* and is mutated with soft mutation.

Instead of the modern *ú-gerin* = I do not do, the Elves of the First Age would say *Uin gar* = I do not do.

I do not	Uin	We do not	Uim
You do not (formal)	Uidh	You all do not (formal)	Uidhir
You do not (informal)	Uig	You all do not (informal)	Uigir
He/she/it does not	Ū	They do not	Uir

Examples:

Uin deitha = I do not write

Uidh 'wa = You do not go

Uim linna = We do not sing

Prepositions

If you refer back to Lesson 13 you will see that *Na* = With/By/Possessing/Of takes the form *N'* before a vowel in modern Third Age Sindarin e.g. *N'iaul* = By a cat, with a cat. An older speaker would use the form *Nan* before a vowel, and say *Nan iaul* = By a cat, with a cat. This still distinguishes it from *Na* = To, at.

Vocabulary

If you are using the dictionary provided on the front page, you will have noticed that many words have entries like this one: *beleglinn* (*N. beleglind*) = Great Song.

The first form of the word is always the newest Third Age form of the word. Any bracketed forms are the original Noldorin version of the word, and would be used by older speakers.

Creating names

As Sindarin changed over the ages, the way in which elements change when they are compounded together has also changed. These are the two changes you would need to make if the Doriathrin name you are creating contains either of these clusters.

Which change you make to a word containing the cluster ARA is entirely up to you, as there is no discernible reason as to why Thranduil isn't Tharnduil and why Carn Dûm isn't Cran Dûm.

Original letters	Become	Example
AEA	AE	Aerandir = Aear + randir
ARA	RA/AR	Thranduil = Tharan + tuil Carn Dûm = Caran + tûm



Sindarin Lessons

I lam Thindrim

Lesson 41 - Liquid and Stop mutations

Liquid mutation and Stop mutation are the rarest of the mutations in Sindarin. By the Third Age and beyond it is highly probable that these would not have been used at all (particularly Liquid mutation). Soft mutation is used in their place. If you wish to write in an older style, or more formally, it is still useful for you to know these.

Liquid mutation

Liquid mutation arose from the changes that occurred when Noldorin developed into Sindarin. This mutation was used on prepositions and prefixes that ended in -L or -R such as **Er-**, **Nel-** and **Or**.

F, L, N, R, S and TH do not change.

Original letter	Changes to	Example
B	V	Or valrog = Over a demon
C	CH	Or char = Over a building
D	DH	Or dhaedelu = Over a canopy
G	'	Or 'ador = Over a prison
H	CH	Or chadhod = Over a dwarf
LH	L	Or ling = Over a spider
M	V	Or vaeth = Over a battle
P	PH	Or pharf = Over a book
RH	R	Or rovan = Over a wilderness
T	TH	Or thaes = Over a nail
(M)B	B	Or both = Over a puddle
(N)D	D	Or danwedh = Over a ransom
(N)G	G	Or gaur = Over a werewolf

Stop mutation

Stop mutation has a dubious existence due to a lack of consistent evidence, but is meant to be a variant of Soft Mutation and have occurred on words following the prepositions O(d), Ed and Ned. The letter changes below are those with the most evidence. Any other consonant can be assumed to change according to normal Soft Mutation rules.

Original letter	Changes to	Example
C	E/O CH	E chram = Out of a cake
F	EF/OF F	Ef fang = Out of a beard
H	E/O CH	E chalf = Out of a seashell
LH	ED/OD L	Ed loer = Out of venom
P	ED/OD PH	Ed phesseg = Out of a pillow
RH	ED/OD R	Ed raw = Out of flesh
S	ES/OS S	Es sigil = Out of a necklace
T	ED/OD TH	Ed thaur = Out of a forest
TH	ETH/OTH TH	Eth tham = Out of a hall
(M)B	E/O MB	E mbahad = Out of a marketplace
(N)D	E/O ND	E ndôr = Out of a land
(N)G	EN/ON G	Or danwedh = Over a ransom

Lesson 42 - Elision

What is elision? It means 'sound deletion', and if English or French is your native language you will use it every day. Everytime you say "I'm" instead of "I am" or "Je sais pas" instead of "Je ne sais pas" you are using elision - deleting sounds and contracting words. This makes your speech more informal, but also often makes it easier to pronounce.

In Sindarin elision can be found in some of the most common everyday phrases, that have been used so often by the Elves that they have begun to slur them.

Inn dha v'im = I have a good mind to (literally 'There is a mind in me'). The contraction here is the words **Vi** = in and **Im** = I, myself which have come together to make **v'im** = in myself.

Mae g'ovannen! = Well met! (literally 'You are well met').

The contraction here is from **Ci** = You are and **Covannen** = Met (passive participle of **Cova-** = to meet).

You also use this everytime you use **In** = The/Of the (plural) or **En** = Of the, when you write **I selaib** = The herbs instead of **In selaib**. In these instances however elision is not optional; **In selaib** is simply incorrect. An Elf would know what you meant, but it would mark you as a non-native speaker of the language.

Practical applications

Now that you've learnt what elision is, how can you use it in your own Sindarin? As we can see from our attested examples, these involve a pronouns and a preposition, or a pronoun and a verb. Tolkien changed his mind many times on the derivation of Mae G'ovannen however, so I would advise you to treat this as a single occurrence.

Be sparing with the usage of this, and think carefully when you use it whether someone would understand what you are saying.

Examples:

N'im = To myself instead of **Na im**

B'ech = According to you instead of **Be ech**

Sindarin Lessons
I am Thindrim

Lesson 43 - The Sindarin spoken alphabet

Amdiron: I hiniath gîn tellir ned iavas! Ach van i eneth dîn? Thêl dírbedui... egor den ú-chennen!

Siron: I eneth e laes vîn Lirion.

Amdiron: Ai, cennin Limlug. Den nauthannen ellen.

Ivrinel: Baw! Alo-í-aro-í-odew-nau!

Amdiron: Your news came in autumn! But what is his name? It seemed unpronounceable... or I couldn't read it!

Siron: The name of our baby is Lirion.

Amdiron: Ah, I saw Sea-serpent. I thought it strange.

Ivrinel: No! L-i-r-i-o-n!

In English and other European languages we are all familiar with the Latin alphabet that starts A, B, C and runs to X, Y, Z. If we say them out loud the letter W will be said in English as “double u” or the letter Z as “zed” or “zee”.

Sindarin also has a spoken alphabet, and it is important to note at this point that this alphabet does **not** refer to the names of the Tengwar, such as Tinco (the sign representing T) or Ando (the sign representing D).

If you are unsure about the pronunciation of the letters in the right hand column, refer back to Lesson One.

Names of the letters

Letter name	Letters that it represents
Pui	P
Tau	T
Cí	K
Bui	B
Dau	D
Gí	G
Gwae	GW
Phui	F (with the sound PH)
Thau	TH
Acho	CH
Chwae	CHW
Afui	F (with the sound V)
Adho	DH
Au-feleg	AU
Awae-feleg	W
Mui	M
Ammui	MM
Nau	N
Anno	NN
Engi	NG
Rhau	RH

Sau	S
Esso	SS
Hau	H
Aro	R
Lhau	LH
Alo	L
Iau	I (at the beginning of a word, Y)

Names of the vowels

Letter name	Letter that it represents
Adew	A
Edew	E
í	I
Odew	O
ú	U
Ydew	Y

Although as you know five of the vowels can have three different lengths and pronunciations (the sixth, Y, has two lengths), like in any other language the letter only has one name.



Sindarin Lessons
I lam Thindrim